

Part & Body Illustrations

[illegible]

All Rights Reserved. No part of this book may be used or reproduced in any manner whatsoever without written permission of Forel Publishing Company, LLC. For information write to Forel Publishing Company, LLC, 3999 Peregrine Ridge Ct., Woodbridge, VA 22192



1969 Mustang Part and Body Illustrations

EAN: 978-1-60371-037-4

ISBN: 1-60371-037-X

***Forel Publishing Company, LLC
3999 Peregrine Ridge Ct.
Woodbridge, VA 22192***

Distributed by MustangShopManual.com



This publication contains material that is reproduced and distributed under a license from Ford Motor Company. No further reproduction or distribution of the Ford Motor Company material is allowed without the express written permission of Ford Motor Company.

Note from the Editor

This product was compiled using original Ford Motor Company publications. The contents of this product were extracted from: 1965/72 Ford Car Master Parts and Accessory Catalog (FP-7635- A and FP-7635- B).

Disclaimer

Although every effort was made to ensure the accuracy of this book, no representations or warranties of any kind are made concerning the accuracy, completeness or suitability of the information, either expressed or implied. As a result, the information contained within this book should be used as general information only. The author and Forel Publishing Company, LLC shall have neither liability nor responsibility to any person or entity with respect to any loss or damage caused, or alleged to be caused, directly or indirectly by the information contained in this book. Further, the publisher and author are not engaged in rendering legal or other professional services. If legal, mechanical, electrical, or other expert assistance is required, the services of a competent professional should be sought.

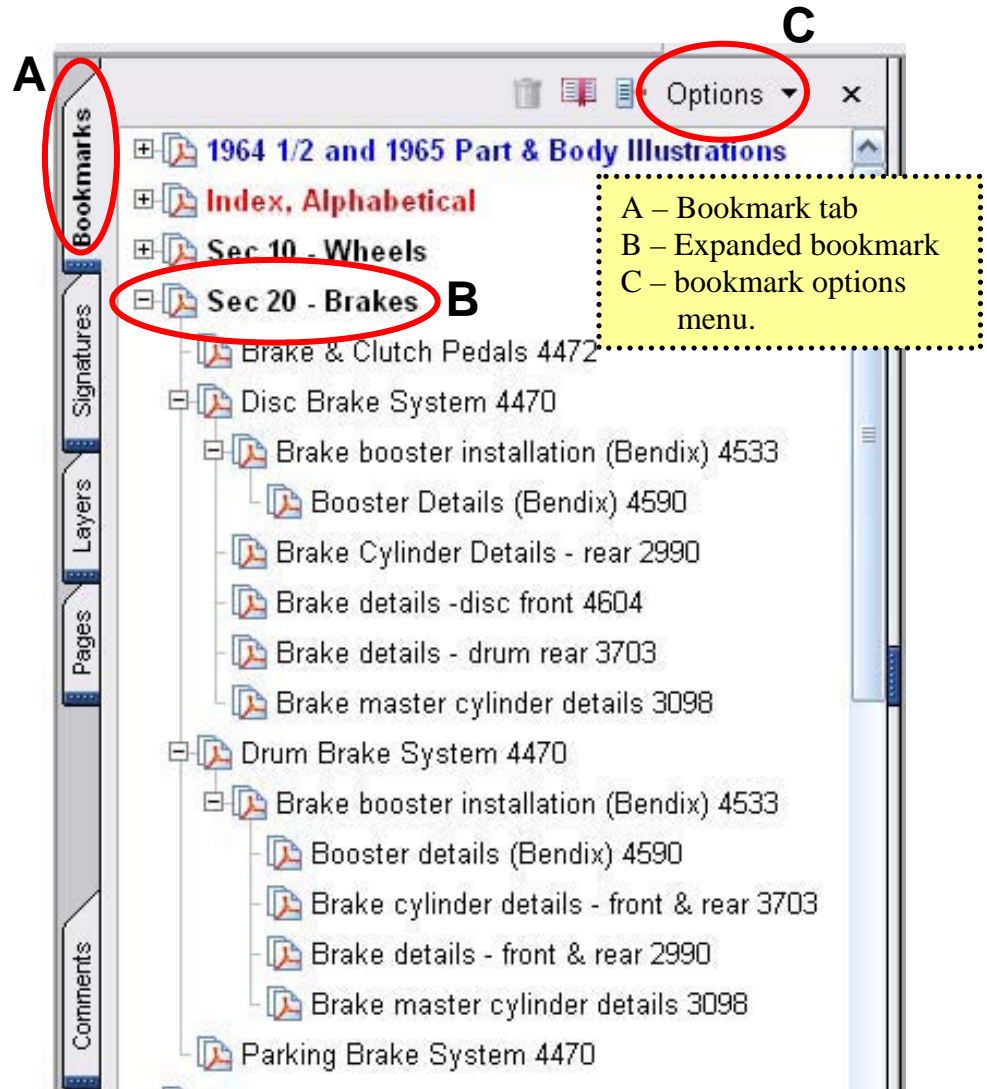
Navigating with bookmarks

This manual is primarily organized using “bookmarks”. Bookmarks are found on the left side of the screen and allow the user to navigate directly to a specific location within the document.

To browse using a bookmark:

1. Click the Bookmarks tab on the left side of the window, or choose view>Navigation Tabs>Bookmarks to display bookmarks.
2. To jump to a topic using its bookmark, click the bookmark. Click the plus sign (+) next to a parent bookmark to expand it. Click the minus sign (-) next to a bookmark to hide its children.

Note: Clicking a bookmark might perform an action instead of taking you to another location. It depends on how the bookmark was defined. For example, a hyperlinked bookmark could take you to a website.



If the list of bookmarks disappears when you click a bookmark, click the Bookmarks tab to display the list again. If you want the Bookmarks tab to always remain open after you click a bookmark, click the Options menu at the top of the Bookmarks panel, and make sure Hide After Use is not selected.

Basic Manual Organization

This manual is organized in three ways: **Illustration Number**, **Groupings by Sections** and **Alphabetical**.

Illustration Number:

Each illustration has its own illustration number. For example, the illustration for Brake & Clutch Pedals is illustration number “P-4472” and the illustration for the Brake Cylinder Details is “P-2990”. The pages of this book are arranged in illustration number order. Therefore, illustration 4473 would follow 2990.

Note: Illustrations are in numerical, not alphabetical order.

Groupings by Sections:

The grouping of diagrams by “section” is similar to how the Ford Motor Company originally organized its Master Parts and Accessories Catalog which contained both illustrations and part numbers to identify parts. For example, **Section 20 – Brakes** groups most brake related parts for this vehicle.

This manual uses bookmarks to follow that same organization and uses the same terms Ford used to identify the diagrams. In addition, the diagram number has been added to the end of the description. For example, **“Disc Brake System 4470”** is the basic name of the diagram and the diagram number is 4470. For the bookmarks and index’s in this manual, the “P-“ has been omitted.

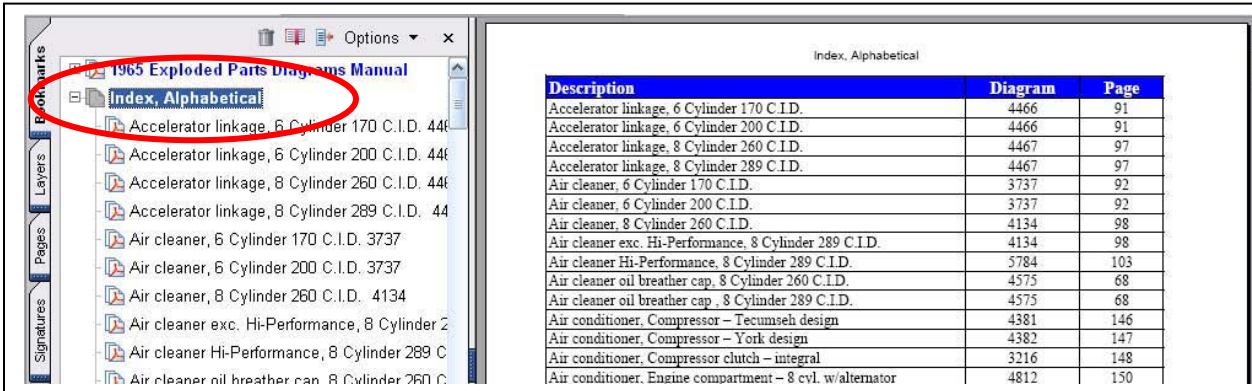
Sec 20 - Brakes

- Brake & Clutch Pedals 4472
- Disc Brake System 4470
 - Brake booster installation (Bendix) 4533
 - Booster Details (Bendix) 4590
- Brake Cylinder Details - rear 2990
- Brake details -disc front 4604
- Brake details - drum rear 3703
- Brake master cylinder details 3098
- Drum Brake System 4470
 - Brake booster installation (Bendix) 4533
 - Booster details (Bendix) 4590
 - Brake cylinder details - front & rear 2990
 - Brake details - front & rear 2990
 - Brake master cylinder details 3098
- Parking Brake System 4470

The grouping of diagrams by number is useful in finding most diagrams related to a major group.

Alphabetical:

The alphabetical listing is a simple alphabetized listing of all diagrams. In some cases, if the diagram contained more than one major component, the diagram may be identified more than once. Expand the “Index, Alphabetical” bookmark to view details. The associated page contains the description, diagram number and page number for easy reference.



The screenshot shows a software window titled "1965 Exploded Parts Diagrams Manual". On the left, a "Bookmarks" pane lists several items, with "Index, Alphabetical" highlighted and circled in red. The main window displays a table titled "Index, Alphabetical" with three columns: "Description", "Diagram", and "Page". The table lists various engine components and their corresponding diagram numbers and page numbers.

Description	Diagram	Page
Accelerator linkage, 6 Cylinder 170 C.I.D.	4466	91
Accelerator linkage, 6 Cylinder 200 C.I.D.	4466	91
Accelerator linkage, 8 Cylinder 260 C.I.D.	4467	97
Accelerator linkage, 8 Cylinder 289 C.I.D.	4467	97
Air cleaner, 6 Cylinder 170 C.I.D.	3737	92
Air cleaner, 6 Cylinder 200 C.I.D.	3737	92
Air cleaner, 8 Cylinder 260 C.I.D.	4134	98
Air cleaner exc. Hi-Performance, 8 Cylinder 289 C.I.D.	4134	98
Air cleaner Hi-Performance, 8 Cylinder 289 C.I.D.	5784	103
Air cleaner oil breather cap, 8 Cylinder 260 C.I.D.	4575	68
Air cleaner oil breather cap, 8 Cylinder 289 C.I.D.	4575	68
Air conditioner, Compressor – Tecumseh design	4381	146
Air conditioner, Compressor – York design	4382	147
Air conditioner, Compressor clutch – integral	3216	148
Air conditioner, Engine compartment – 8 cyl. w/alternator	4812	150

Note: Illustrations are in numerical, not alphabetical order.

Index, Numerical Order
1969 Mustang Part and Body Illustrations

Number	Description	Page
1246	Oil filters - cartridge type	20
2130	Rear Axle Non-Locking (separate carrier)	21
2384	Oil filters - spin-on type	22
2476	Oil Pump - 390 CID Engine	23
2485	Valves, push rods, and rocker arm cover - 390 CID Engine	24
2486	Oil Filters - spin-on type and adapter	25
2487	Piston and connecting rods - 390 CID Engine	26
2488	Crankshaft and flywheel	27
2881	Cylinder Block, 8 Cyl., 352, 390, 427, 428 CID	28
2961	Distributor (6 cylinder 200 engines)	29
2962	Water Pumps, 6 cyl. - 200, 250 engines	30
2963	Oil pump, 6 Cylinder 200, 250 C.I.D.	31
2964	Camshaft, gear and bearings, 6 Cylinder 200, 250 C.I.D.	32
2996	Dome lamp	33
3088	Cylinder block, 6 Cylinder 200, 250 C.I.D.	34
3089	Valves, push rods and rocker arm cover, 6 Cylinder	35
3090	Piston and connecting rod, 6 Cylinder 200, 250 C.I.D.	36
3118	Front and rear wheel, hub, & bearing	37
3125	Springs	38
3129	Shock absorber - front	39
3137	Shock absorber - rear	40
3144	Drive Shaft	41
3191	Starter and Drive Assy. – Positive Engagement	42
3216	Air conditioner, Compressor clutch (integral)	43
3231	Carburetor – Holley 4V, w/o external fuel transfer tube	44
3306	Fuel Pump - with 4V carb.	45
3474	Valve - exhaust thermostat control - arm type counterweight	46
3627	Transmission Automatic, Vacuum throttle valve, lines and fittings - typical	47
3703	Brake details - drum rear	48
3726	Valves, push rods and rocker arm cover, 6 Cyl and 8 Cyl 260, 289,302,351,400,429,460	49
3727	Cylinder head, valves, and related parts, 8 Cyl.	50
3732	Piston and connecting rod, 6 Cyl and 8 Cyl 260, 289,302,351,400,429,460 C.I.D.	51
3733	Camshaft, gear and bearings, 8 Cylinder 289 C.I.D.	52
3734	Crankshaft and flywheel, 8 Cylinder 289 C.I.D.	53

Index, Numerical Order
1969 Mustang Part and Body Illustrations

Number	Description	Page
3736	Oil pump, 8 Cylinder 260, 289,302,351,400,429,460 C.I.D.	54
3742	Intake manifold & related parts, 8 Cylinder 289 CID Engine	55
3906	Brake Cylinder Details - front & rear	56
4012	Transmission, Manual, 3 Speed manual trans 3.03 type	57
4177	Thermostatic choke control	58
4180	Cylinder Details	59
4326	Transmission C4 Type, Case, converter assy., extension, pump - typical	60
4327	Transmission C4 Type, Clutches, gears, shafts, rear support - typical	61
4328	Transmission C4 Type, Servo and band, front - typical	62
4329	Transmission C4 Type, Servo and band, rear - typical	63
4330	Transmission C4 Type, Parking pawl, throttle and manual control linkage - typical	64
4381	Air conditioner, Compressor (Tecomseh design)	65
4382	Air conditioner, Compressor (York design)	66
4389	Rocker arm cover type-open system, 6 Cylinder 200	67
4424	Transmission, Manual, Ford 4 speed	68
4455	Front seats – bucket - body types 63A, 65, and 76A	69
4507	Transmission C4 Type, Main control valve body assy. (Basic 7A100) - typical	70
4508	Alternator (Ford 15 volt-38, 42, 45, 55, 60 amp)	71
4526	Carburetor – Ford 2V, 8 Cylinder 289 C.I.D.	72
4575	Air cleaner oil breather cap , Closed System	73
4592	Emission Reduction System, rocker arm cover type-open system	74
4728	Carburetor – Ford Type, 6 Cylinder 200 C.I.D.	75
4735	Courtesy lamp – quarter panel mounted	76
4862	Transmission Automatic, bushings	77
4878	Camshaft, gear and bearings	78
4885	Front seat – full width	79
4899	Crankshaft and flywheel, 6 Cylinder 200, 250 C.I.D.	80
4924	Distributor (8 cylinder – with stamped weights)	81
5009	Exhaust air supply pump	82
5143	Water Pumps, 8 cyl. - 289, 302, 351W engine (with cover)	83
5155	Seat belts - front and rear seats	84
5172	Transmission C6 Type, Case, converter assy., extension, pump - typical	85
5173	Transmission C6 Type, Clutches, gears, shafts - typical	86
5174	Transmission C6 Type, Servo and band - typical	87
5176	Transmission C6 Type, Main control valve body assy. (Basic 7A100) - typical	88

Index, Numerical Order
1969 Mustang Part and Body Illustrations

Number	Description	Page
5191	Transmission C6 Type, Parking pawl, throttle and manual control linkage - typical	89
5227	Valve - exhaust thermostat control - wheel type counterweight	90
5278	Seat Belt Warning Lamp Installation	91
5302	Rocker arm cover type - 4/B carb. Open system	92
5320	Carburetor - Holley 4V	93
5394	Alternator (Ford 15 volt - 65 amp)	94
5457	Carburetor - Ford 4V - without external accel pump	95
5466	Sheet Metal - under body 1967/70 body type 63, 1967/69 body type 65	96
5518	Brake Master Cylinder details	97
5525	Voltage Regulator (Ford 15 volt, negative ground)	98
5526	Starter Drive (Ford 12 volt – positive engagement)	99
5600	Shoulder Harness - front seat	100
5614	Speed Control - engine compartment	101
5615	Steering, Power steering pump details	102
5625	Engine Supports, 6 Cylinder 200 C.I.D. Engine	103
5626	Engine Supports - 390 CID Engine	104
5627	Handles and latch parts (front door)	105
5633	Thermostatic Choke Control	106
5634	Latch parts (Luggage Compartment)	107
5741	Alternator (Leece Neville 15 volt-53, 60, 65 amp)	108
5773	Mirror - remote control	109
5787	Rear seat folding - body type 63	110
5788	Rear seat fixed - body type 63	111
5796	Rear Axle Equa Lock (integral carrier) and Non-Locking (integral carrier)	112
5801	Air Conditioner - engine compartment - integral 8 cyl. 390, 428	113
5825	Distributor (6 Cylinder 250 Engine)	114
5952	Starter and Solenoid (Ford 12 volt - positive engagement)	115
5959	Steering linkage, Manual	116
6025	Steering Wheel & Horn Ring	117
6218	Brake Details, disc front	118
6221	Air Cleaner - 6 Cylinder	119
6223	Air Cleaner - GT & GTA	120
6224	Air Cleaner - exc. Ram Air	121
6432	Thermostatic Choke Control System	122
6459	Rear Axle, Locking (Traction Lock)	123

Index, Numerical Order
1969 Mustang Part and Body Illustrations

Number	Description	Page
6462	Transmission FMX type - Case, converter assy., extension, pump, rear support - typical	124
6463	Transmission FMX type - Clutches, gears, shafts, extension - typical	125
6464	Transmission FMX type - Servo and band, front - typical	126
6465	Transmission FMX type - Servo and band, rear - typical	127
6466	Transmission FMX type - Main control valve body assy. (Basic 7A100) - typical	128
6470	Transmission FMX type - Oil pressure regulator assy. (Basic 7A139) - typical	129
6471	Transmission FMX type - Parking pawl, throttle and manual control linkage - typical	130
6472	Transmission FMX type - Oil pressure tubes installation - typical	131
6475	Air Conditioner - engine compartment - integral 6 cyl. 200, 250	132
6476	Air Conditioner - engine compartment - integral, 8 cyl. 302, 351	133
6492	Water Pump - 8 cyl. 351C, 400, 429, 460 engines	134
6531	Carburetor - Ford (6 cylinder 240, 250 Engines)	135
6540	Stereo tape player - hang-on	136
6612	Exterior Moulding, side - except Shelby GT350 / 500	137
6613	Exterior Moulding, back end - except Shelby GT350 / 500	138
6619	Air Cleaner - 8 cylinder - Ram Air - fixed type - Cobra Jet Engine	139
6641	Rear lamp, backup lamp, license plate & body side marker - except GT 350 / 500	140
6642	Heater, Force Ventilation System	141
6643	Air Conditioner Controls - Integral	142
6644	Air Conditioner - passenger compartment - integral	143
6645	Air Conditioner - vacuum hoses - integral	144
6645-B	Air Conditioner - vacuum hoses - integral	145
6650	Hood - except Shelby GT350 / 500	146
6657	Instrument Panel, Wiring - except GT 350 / 500	147
6658	Instrument Cluster and Related Parts	148
6659	Instrument Panel and related parts	149
6664	Bumper, front - except Shelby GT 350 / 500	150
6665	Radiator Grille and related parts - except GT350 / 500	151
6666	Fender and apron sheet metal - except Shelby GT350 / 500	152
6669	Headlamp, parking & front fender side marker, fog - except GT 350 / 500	153
6688	Speed Control - passenger compartment	154
6689	Speed Control - engine compartment	155
6716	Sheet Metal - body type 63 - upper body	156
6731	Bumper, rear	157

Index, Numerical Order
1969 Mustang Part and Body Illustrations

Number	Description	Page
6732	Window parts - quarter window - body type 63	158
6733	Window parts - quarter window - body type 65, 76	159
6737	Console - except Shelby GT350/500	160
6738	Luggage Carrier - luggage compartment mounted - removable	161
6740	Windshield - body types 63, 65	162
6741	Windshield - body types 76	163
6754	Brake, Disc and Drum System	164
6755	Brake, Parking Brake System	165
6756	Clutch and Brake Pedals	166
6781	Steering Column - floor shift - fixed wheel	167
6782	Steering Column - floor shift - tilt wheel	168
6788	Back Belt Mouldings - body type 76	169
6789	Back Window - body type 63	170
6790	Back Window - body type 65	171
6793	Gear Shift Mechanism, Transmission, Manual, 4 speed	172
6794	Gear Shift Mechanism, Transmission, Manual, 3 speed	173
6802	Transmission Automatic, Shift control selector mechanism, Automatic	174
6808	Roof side mouldings and weatherstrips - body type 65	175
6809	Headrest, Front Seat	176
6816	Window parts - front door	177
6823	Steering Wheel with rim blow horn, 3-spoke	178
6845	Interior Trim parts - body type 63 - w/fixed rear seat	179
6846	Interior Trim parts - body type 65	180
6847	Interior Trim parts - body type 76	181
6848	Interior Trim parts - body type 63 - w/folding rear seat	182
6867	Windshield Washer and wipers	183
6867-B	Windshield wiper and washer	184
6869	Seat Belt and Parking Brake Warning Lamp Installation	185
6888	Air Cleaner - 8 cylinder - Ram Air - shaker type - Cobra Jet Engine	186
6889	Air Cleaner - Cobra Jet - exc. Ram Air	187
6895	Convertible Top Electrical System	188
6896	Accelerator Linkage - 6 Cylinder, 200, 250 CID Engines	189
6897	Accelerator Linkage	190
6903	Fuel System	191
6906	Steering, Power Steering Linkage	192

Index, Numerical Order
1969 Mustang Part and Body Illustrations

Number	Description	Page
6918	Hood - Shelby GT350 / 500	193
6919	Headlamp, parking & front fender side marker, fog - GT 350 / 500	194
6920	Fender and apron sheet metal - Shelby GT350 / 500	195
6921-A	Bumper, front - Shelby GT 350 / 500	196
6921-B	Radiator Grille and related parts - GT350 / 500	197
6922-A	Rear lamp, backup lamp, license plate & body side marker - GT 350 / 500	198
6922-B	Exterior Moulding, back end - Shelby GT350 / 500	199
6923	Exterior Moulding, side - Shelby GT350 / 500	200
6926	Instrument Panel, Wiring - GT 350 / 500	201
6927	Suspension, Front	202
6939	Roll Bar parts - Shelby GT350/500	203
6946	Steering, Power Steering Pump Installation, 6 cyl engines	204
6947	Steering, Power Steering Pump Installation, 6 cyl engines	205
6949	Console - Shelby GT350/500	206
6964	Turn indicator - hood mounted	207
6971	Courtesy Lamp - door mounted	208
6977	Ventilating Ducts	209
6980	Hinges - front door upper	210
6981	Hinges – front door lower	211
6984	Engine Oil Cooler System	212
6897-A	Folding Top Parts - less trim - body type 76	213
6897-B	Folding Top Parts - less trim - body type 76 (continued)	214
6996	Wiring System - Typical - Page A	215
7026	Wiring System - Typical - Page B	216
7032	Rear Window Defogger	217
7040	Courtesy Lamp - pillar mounted	218
7041	Transmission Oil cooling system, automatic - typical	219
7063	Jack and Spare Wheel Parts	220
7078	AM Stereo Tape Player, AM/FM Multiplex Radio with speakers - integral	221
7104	Roof side mouldings and weatherstrips - body type 63	222
7271	Sheet Metal - body type 65 - under body	223
7272	Sheet Metal - body type 76 - under body	224
7273	Sheet Metal - body type 65 - upper body	225
7275	Sheet Metal - body type 76 - upper body	226
7296	Front Seat Back Latch	227

Index, Numerical Order
1969 Mustang Part and Body Illustrations

Number	Description	Page
7412	Louvers - back window - body type 63	228
7428	Luggage Compartment trim	229
7454	Control Valve Details - 6 cyl.	230
7460	Carburetor – Holley Type, 6 Cylinder 200 C.I.D.	231
7589	Engine Governor Transistorized - 302, 428, 429 CJ & SCJ	232
7662	Instrument panel pad and attaching parts	233
7741	Air Conditioner - engine compartment - integral 6 cyl. 200, 250 CID	234
8301	Air Conditioner - passenger compartment - integral	235
8322	Intake Manifold - 8 cyl. 429 CID	236
8369	Cylinder Block - external (Windsor)	237
8370	Cylinder Block - internal (Windsor)	238
8371	Engine Assembly - 390 CID	239
8372	Engine Assembly - 351 CID	240
8398	Engine assembly, 6 Cylinder 200, 250 C.I.D.	241
8403	Engine Assembly - 8 cylinder 429, 460 CID	242
8408	Rocker arm cover type-closed system, 6 Cylinder 200, 250	243
8503	Air Conditioner - passenger compartment - Hang-on - Slimline	244
8523	Thermactor Emission Control System - 8 Cyl. "Boss 302" Engine	245
8524	Thermactor Emission Control System - 8 Cyl. 429 Engine	246
9198	Water Pump - 8 cyl 390, 428 CID Engine	247
9859	Steering Gear Details	248
10483	Exhaust Manifold Heat Tube Installation	249
10675	Auxiliary air spring installation	250
11434	Windshield wiper - wiper motor (2 speed Ford electric)	251
11536	Child safety seat	252
EA-1	Exhaust System, Single - 200-1B, 250-1B	253
EA-12	Exhaust System, 302-2B, single exhaust	254
EA-13	Exhaust System, 351-2B, single exhaust	255
EA-14	Exhaust System, 302-2B, w/dual exhaust kit, 302-4B Boss	256
EA-15	Exhaust System, 428-4B (except Shelby GT 500), dual exhaust	257
EA-16	Exhaust System, 429-4B, Boss, dual exhaust	258
EA-17	Exhaust System, 390-4B, 351-4B (except Shelby GT 500), dual exhaust kit	259
EA-53	Exhaust System, 351-4B, Shelby GT 500, dual exhaust	260
EA-54	Exhaust System, 428-4B, Shelby GT 500, dual exhaust	261

Index, Alphabetical Order
1969 Mustang Part and Body Illustrations

Description	Number	Page
Accelerator Linkage	6897	190
Accelerator Linkage - 6 Cylinder, 200, 250 CID Engines	6896	189
Air Cleaner - 6 Cylinder	6221	119
Air Cleaner - 8 cylinder - Ram Air - fixed type - Cobra Jet Engine	6619	139
Air Cleaner - 8 cylinder - Ram Air - shaker type - Cobra Jet Engine	6888	186
Air Cleaner - Cobra Jet - exc. Ram Air	6889	187
Air Cleaner - exc. Ram Air	6224	121
Air Cleaner - GT & GTA	6223	120
Air cleaner oil breather cap , Closed System	4575	73
Air Conditioner - engine compartment - integral 6 cyl. 200, 250	6475	132
Air Conditioner - engine compartment - integral 6 cyl. 200, 250 CID	7741	234
Air Conditioner - engine compartment - integral 8 cyl. 390, 428	5801	113
Air Conditioner - engine compartment - integral, 8 cyl. 302, 351	6476	133
Air Conditioner - passenger compartment - Hang-on - Slimline	8503	244
Air Conditioner - passenger compartment - integral	6644	143
Air Conditioner - passenger compartment - integral	8301	235
Air Conditioner - vacuum hoses - integral	6645	144
Air Conditioner - vacuum hoses - integral	6645-B	145
Air Conditioner Controls - Integral	6643	142
Air conditioner, Compressor (York design)	4382	66
Air conditioner, Compressor (Tecumseh design)	4381	65
Air conditioner, Compressor clutch (integral)	3216	43
Alternator (Ford 15 volt - 65 amp)	5394	94
Alternator (Ford 15 volt-38, 42, 45, 55, 60 amp)	4508	71
Alternator (Leece Neville 15 volt-53, 60, 65 amp)	5741	108
AM Stereo Tape Player, AM/FM Multiplex Radio with speakers - integral	7078	221
Auxiliary air spring installation	10675	250
Back Belt Mouldings - body type 76	6788	169
Back Window - body type 63	6789	170
Back Window - body type 65	6790	171
Brake Cylinder Details - front & rear	3906	56
Brake details - drum rear	3703	48
Brake Details, disc front	6218	118
Brake Master Cylinder details	5518	97
Brake, Disc and Drum System	6754	164

Index, Alphabetical Order
1969 Mustang Part and Body Illustrations

Description	Number	Page
Brake, Parking Brake System	6755	165
Bumper, front - except Shelby GT 350 / 500	6664	150
Bumper, front - Shelby GT 350 / 500	6921-A	196
Bumper, rear	6731	157
Camshaft, gear and bearings	4878	78
Camshaft, gear and bearings, 6 Cylinder 200, 250 C.I.D.	2964	32
Camshaft, gear and bearings, 8 Cylinder 289 C.I.D.	3733	52
Carburetor - Ford (6 cylinder 240, 250 Engines)	6531	135
Carburetor – Ford 2V, 8 Cylinder 289 C.I.D.	4526	72
Carburetor - Ford 4V - without external accel pump	5457	95
Carburetor – Ford Type, 6 Cylinder 200 C.I.D.	4728	75
Carburetor - Holley 4V	5320	93
Carburetor – Holley 4V, w/o external fuel transfer tube	3231	44
Carburetor – Holley Type, 6 Cylinder 200 C.I.D.	7460	231
Child safety seat	11536	252
Clutch and Brake Pedals	6756	166
Console - except Shelby GT350/500	6737	160
Console - Shelby GT350/500	6949	206
Control Valve Details - 6 cyl.	7454	230
Convertible Top Electrical System	6895	188
Courtesy Lamp - door mounted	6971	208
Courtesy Lamp - pillar mounted	7040	218
Courtesy lamp – quarter panel mounted	4735	76
Crankshaft and flywheel	2488	27
Crankshaft and flywheel, 6 Cylinder 200, 250 C.I.D.	4899	80
Crankshaft and flywheel, 8 Cylinder 289 C.I.D.	3734	53
Cylinder Block - external (Windsor)	8369	237
Cylinder Block - internal (Windsor)	8370	238
Cylinder block, 6 Cylinder 200, 250 C.I.D.	3088	34
Cylinder Block, 8 Cyl., 352, 390, 427, 428 CID	2881	28
Cylinder Details	4180	59
Cylinder head, valves, and related parts, 8 Cyl.	3727	50
Distributor (6 cylinder 200 engines)	2961	29
Distributor (6 Cylinder 250 Engine)	5825	114
Distributor (8 cylinder – with stamped weights)	4924	81

Index, Alphabetical Order
1969 Mustang Part and Body Illustrations

Description	Number	Page
Dome lamp	2996	33
Drive Shaft	3144	41
Emission Reduction System, rocker arm cover type-open system	4592	74
Engine Assembly - 351 CID	8372	240
Engine Assembly - 390 CID	8371	239
Engine Assembly - 8 cylinder 429, 460 CID	8403	242
Engine assembly, 6 Cylinder 200, 250 C.I.D.	8398	241
Engine Governor Transistorized - 302, 428, 429 CJ & SCJ	7589	232
Engine Oil Cooler System	6984	212
Engine Supports - 390 CID Engine	5626	104
Engine Supports, 6 Cylinder 200 C.I.D. Engine	5625	103
Exhaust air supply pump	5009	82
Exhaust Manifold Heat Tube Installation	10483	249
Exhaust System, 302-2B, single exhaust	EA-12	254
Exhaust System, 302-2B, w/dual exhaust kit, 302-4B Boss	EA-14	256
Exhaust System, 351-2B, single exhaust	EA-13	255
Exhaust System, 351-4B, Shelby GT 500, dual exhaust	EA-53	260
Exhaust System, 390-4B, 351-4B (except Shelby GT 500), dual exhaust kit	EA-17	259
Exhaust System, 428-4B (except Shelby GT 500), dual exhaust	EA-15	257
Exhaust System, 428-4B, Shelby GT 500, dual exhaust	EA-54	261
Exhaust System, 429-4B, Boss, dual exhaust	EA-16	258
Exhaust System, Single - 200-1B, 250-1B	EA-1	253
Exterior Moulding, back end - except Shelby GT350 / 500	6613	138
Exterior Moulding, back end - Shelby GT350 / 500	6922-B	199
Exterior Moulding, side - except Shelby GT350 / 500	6612	137
Exterior Moulding, side - Shelby GT350 / 500	6923	200
Fender and apron sheet metal - except Shelby GT350 / 500	6666	152
Fender and apron sheet metal - Shelby GT350 / 500	6920	195
Folding Top Parts - less trim - body type 76	6897-A	213
Folding Top Parts - less trim - body type 76 (continued)	6897-B	214
Front and rear wheel, hub, & bearing	3118	37
Front seat – full width	4885	79
Front Seat Back Latch	7296	227
Front seats – bucket - body types 63A, 65, and 76A	4455	69
Fuel Pump - with 4V carb.	3306	45

Index, Alphabetical Order
1969 Mustang Part and Body Illustrations

Description	Number	Page
Fuel System	6903	191
Gear Shift Mechanism, Transmission, Manual, 3 speed	6794	173
Gear Shift Mechanism, Transmission, Manual, 4 speed	6793	172
Handles and latch parts (front door)	5627	105
Headlamp, parking & front fender side marker, fog - except GT 350 / 500	6669	153
Headlamp, parking & front fender side marker, fog - GT 350 / 500	6919	194
Headrest, Front Seat	6809	176
Heater, Force Ventilation System	6642	141
Hinges – front door lower	6981	211
Hinges - front door upper	6980	210
Hood - except Shelby GT350 / 500	6650	146
Hood - Shelby GT350 / 500	6918	193
Instrument Cluster and Related Parts	6658	148
Instrument Panel and related parts	6659	149
Instrument panel pad and attaching parts	7662	233
Instrument Panel, Wiring - except GT 350 / 500	6657	147
Instrument Panel, Wiring - GT 350 / 500	6926	201
Intake Manifold - 8 cyl. 429 CID	8322	236
Intake manifold & related parts, 8 Cylinder 289 CID Engine	3742	55
Interior Trim parts - body type 63 - w/fixed rear seat	6845	179
Interior Trim parts - body type 63 - w/folding rear seat	6848	182
Interior Trim parts - body type 65	6846	180
Interior Trim parts - body type 76	6847	181
Jack and Spare Wheel Parts	7063	220
Latch parts (Luggage Compartment)	5634	107
Louvers - back window - body type 63	7412	228
Luggage Carrier - luggage compartment mounted - removable	6738	161
Luggage Compartment trim	7428	229
Mirror - remote control	5773	109
Oil filters - cartridge type	1246	20
Oil filters - spin-on type	2384	22
Oil Filters - spin-on type and adapter	2486	25
Oil Pump - 390 CID Engine	2476	23
Oil pump, 6 Cylinder 200, 250 C.I.D.	2963	31
Oil pump, 8 Cylinder 260, 289,302,351,400,429,460 C.I.D.	3736	54

Index, Alphabetical Order
1969 Mustang Part and Body Illustrations

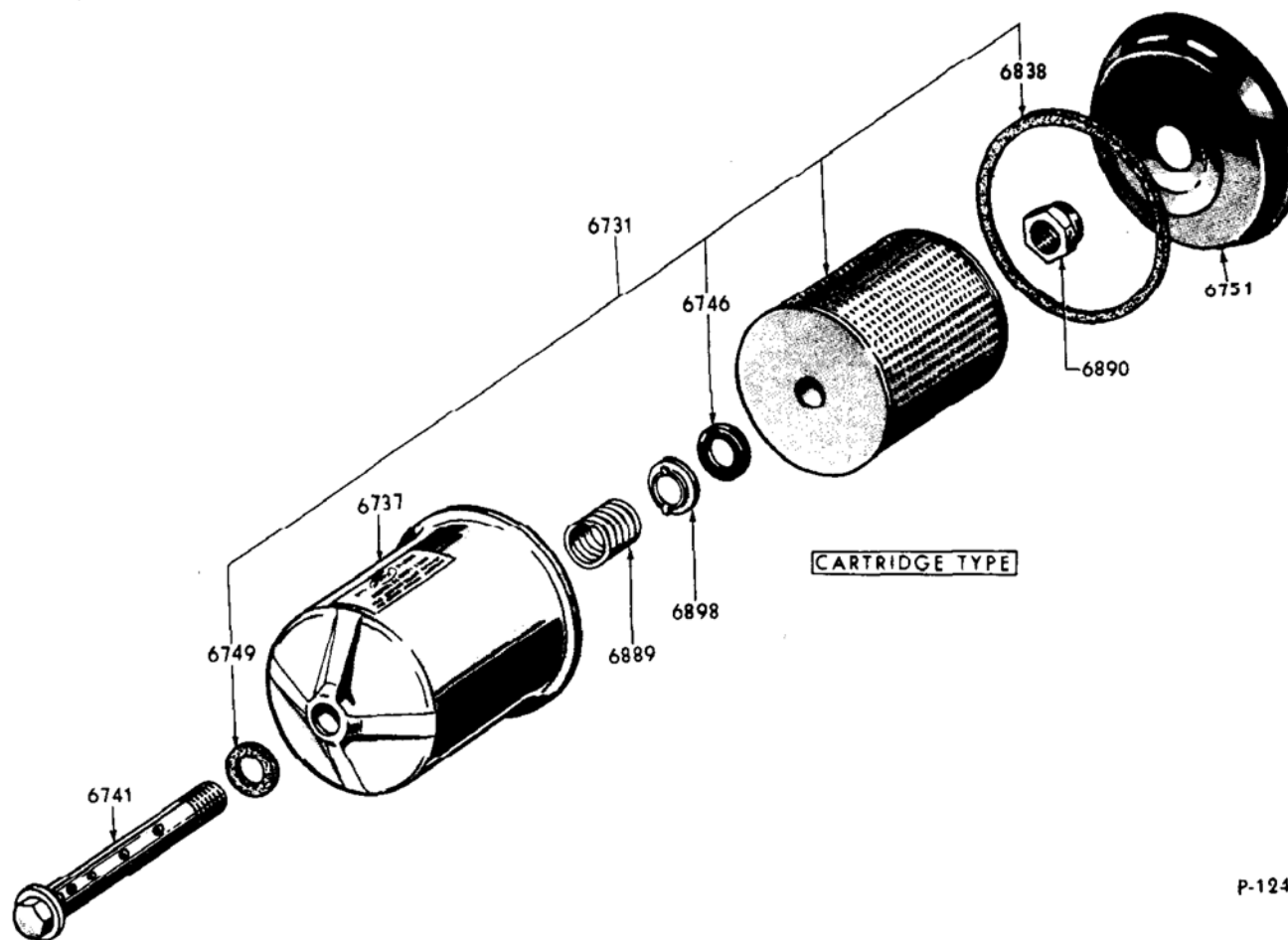
Description	Number	Page
Piston and connecting rod, 6 Cyl and 8 Cyl 260, 289,302,351,400,429,460 C.I.D.	3732	51
Piston and connecting rod, 6 Cylinder 200, 250 C.I.D.	3090	36
Piston and connecting rods - 390 CID Engine	2487	26
Radiator Grille and related parts - except GT350 / 500	6665	151
Radiator Grille and related parts - GT350 / 500	6921-B	197
Rear Axle Equa Lock (integral carrier) and Non-Locking (integral carrier)	5796	112
Rear Axle Non-Locking (separate carrier)	2130	21
Rear Axle, Locking (Traction Lock)	6459	123
Rear lamp, backup lamp, license plate & body side marker - except GT 350 / 500	6641	140
Rear lamp, backup lamp, license plate & body side marker - GT 350 / 500	6922-A	198
Rear seat fixed - body type 63	5788	111
Rear seat folding - body type 63	5787	110
Rear Window Defogger	7032	217
Rocker arm cover type - 4/B carb. Open system	5302	92
Rocker arm cover type-closed system, 6 Cylinder 200, 250	8408	243
Rocker arm cover type-open system, 6 Cylinder 200	4389	67
Roll Bar parts - Shelby GT350/500	6939	203
Roof side mouldings and weatherstrips - body type 63	7104	222
Roof side mouldings and weatherstrips - body type 65	6808	175
Seat Belt and Parking Brake Warning Lamp Installation	6869	185
Seat Belt Warning Lamp Installation	5278	91
Seat belts - front and rear seats	5155	84
Sheet Metal - body type 63 - upper body	6716	156
Sheet Metal - body type 65 - under body	7271	223
Sheet Metal - body type 65 - upper body	7273	225
Sheet Metal - body type 76 - under body	7272	224
Sheet Metal - body type 76 - upper body	7275	226
Sheet Metal - under body 1967/70 body type 63, 1967/69 body type 65	5466	96
Shock absorber - front	3129	39
Shock absorber - rear	3137	40
Shoulder Harness - front seat	5600	100
Speed Control - engine compartment	5614	101
Speed Control - engine compartment	6689	155
Speed Control - passenger compartment	6688	154
Springs	3125	38

Index, Alphabetical Order
1969 Mustang Part and Body Illustrations

Description	Number	Page
Starter and Drive Assy. – Positive Engagement	3191	42
Starter and Solenoid (Ford 12 volt - positive engagement)	5952	115
Starter Drive (Ford 12 volt – positive engagement)	5526	99
Steering Column - floor shift - fixed wheel	6781	167
Steering Column - floor shift - tilt wheel	6782	168
Steering Gear Details	9859	248
Steering linkage, Manual	5959	116
Steering Wheel & Horn Ring	6025	117
Steering Wheel with rim blow horn, 3-spoke	6823	178
Steering, Power Steering Linkage	6906	192
Steering, Power steering pump details	5615	102
Steering, Power Steering Pump Installation, 6 cyl engines	6946	204
Steering, Power Steering Pump Installation, 6 cyl engines	6947	205
Stereo tape player - hang-on	6540	136
Suspension, Front	6927	202
Thermactor Emission Control System - 8 Cyl. "Boss 302" Engine	8523	245
Thermactor Emission Control System - 8 Cyl. 429 Engine	8524	246
Thermostatic choke control	4177	58
Thermostatic Choke Control	5633	106
Thermostatic Choke Control System	6432	122
Transmission Automatic, bushings	4862	77
Transmission Automatic, Shift control selector mechanism, Automatic	6802	174
Transmission Automatic, Vacuum throttle valve, lines and fittings - typical	3627	47
Transmission C4 Type, Case, converter assy., extension, pump - typical	4326	60
Transmission C4 Type, Clutches, gears, shafts, rear support - typical	4327	61
Transmission C4 Type, Main control valve body assy. (Basic 7A100) - typical	4507	70
Transmission C4 Type, Parking pawl, throttle and manual control linkage - typical	4330	64
Transmission C4 Type, Servo and band, front - typical	4328	62
Transmission C4 Type, Servo and band, rear - typical	4329	63
Transmission C6 Type, Case, converter assy., extension, pump - typical	5172	85
Transmission C6 Type, Clutches, gears, shafts - typical	5173	86
Transmission C6 Type, Main control valve body assy. (Basic 7A100) - typical	5176	88
Transmission C6 Type, Parking pawl, throttle and manual control linkage - typical	5191	89
Transmission C6 Type, Servo and band - typical	5174	87

Index, Alphabetical Order
1969 Mustang Part and Body Illustrations

Description	Number	Page
Transmission FMX type - Case, converter assy., extension, pump, rear support - typical	6462	124
Transmission FMX type - Clutches, gears, shafts, extension - typical	6463	125
Transmission FMX type - Main control valve body assy. (Basic 7A100) - typical	6466	128
Transmission FMX type - Oil pressure regulator assy. (Basic 7A139) - typical	6470	129
Transmission FMX type - Oil pressure tubes installation - typical	6472	131
Transmission FMX type - Parking pawl, throttle and manual control linkage - typical	6471	130
Transmission FMX type - Servo and band, front - typical	6464	126
Transmission FMX type - Servo and band, rear - typical	6465	127
Transmission Oil cooling system, automatic - typical	7041	219
Transmission, Manual, 3 Speed manual trans 3.03 type	4012	57
Transmission, Manual, Ford 4 speed	4424	68
Turn indicator - hood mounted	6964	207
Valve - exhaust thermostat control - arm type counterweight	3474	46
Valve - exhaust thermostat control - wheel type counterweight	5227	90
Valves, push rods and rocker arm cover, 6 Cyl and 8 Cyl 260, 289,302,351,400,429,460	3726	49
Valves, push rods and rocker arm cover, 6 Cylinder	3089	35
Valves, push rods, and rocker arm cover - 390 CID Engine	2485	24
Ventilating Ducts	6977	209
Voltage Regulator (Ford 15 volt, negative ground)	5525	98
Water Pump - 8 cyl 390, 428 CID Engine	9198	247
Water Pump - 8 cyl. 351C, 400, 429, 460 engines	6492	134
Water Pumps, 6 cyl. - 200, 250 engines	2962	30
Water Pumps, 8 cyl. - 289, 302, 351W engine (with cover)	5143	83
Window parts - front door	6816	177
Window parts - quarter window - body type 63	6732	158
Window parts - quarter window - body type 65, 76	6733	159
Windshield - body types 63, 65	6740	162
Windshield - body types 76	6741	163
Windshield Washer and wipers	6867	183
Windshield wiper - wiper motor (2 speed Ford electric)	11434	251
Windshield wiper and washer	6867-B	184
Wiring System - Typical - Page A	6996	215
Wiring System - Typical - Page B	7026	216



P-1246

ENGINE FILER AND RELATED PARTS - CARTRIDGE TYPE - TYPICAL
1965 / 72 6 CYLINDER 170, 200, 240, 250 AND 8 CYLINDER 260, 289, 302 AND 351

