

Diagrama de fusibles Civic 92-2000, del solo 93-95

Desde hace tiempo tengo los diagramas de los fusibles para honda civic del modelo 92 hasta el 2000 y quiero compartirlo con ustedes ya que en su momento batalle para encontrarlos.

1996 - 2000 Civic * El que va dentro del carro * Listo para imprimir y traer en el carro
diagrama de caja de fusibles civic

HINGE

SO4-A11[B]

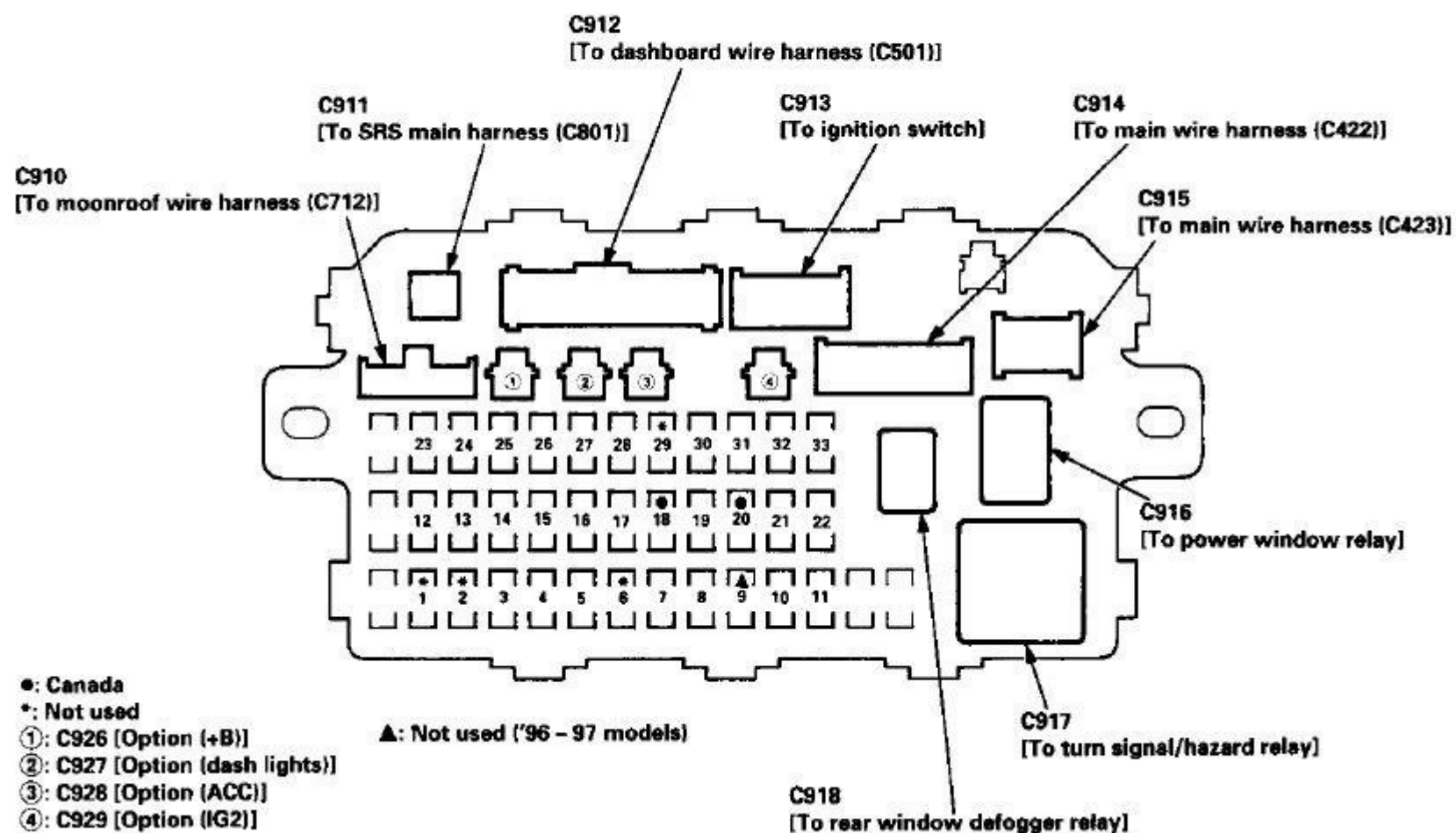
SO4-A11[B]				SPARE FUSE	
				SPARE FUSE	
7.5A	(INTER LOCK UNIT)	10A	L H / L LOW BEAM	(20A)	(P / W DR)
7.5A	LICENSE LIGHTS TAIL LIGHTS	10A	R H / L LOW BEAM	(20A)	(P / W AS)
7.5A	STARTER SIGNAL	(10A)	(RUNNING LIGHTS)	(20A)	(IGN COIL)
7.5A	INSTRUMENT LIGHTS	7.5A	BACK UP LIGHTS	(20A)	(P / W RR-R)
		(7.5A)	(RUNNING LIGHT RELAY)	(20A)	(P / W RR-L)
15A	RADIO CLOCK	7.5A	HEATER A / C RELAY	(7.5A)	(SECURITY UNIT)
10A	CIGARETTE LIGHTER ACC SOCKET	7.5A	RR DEF RELAY	10A	L H / L HIGH BEAM
20A	FR WIPER FR WASHER	7.5A	ALTERNATOR SP SENSOR	10A	R H / L HIGH BEAM
7.5A	METER	(7.5A)	(CRUISE CONTROL) (KEYLESS)	(10A)	(RR WIPER RR WASHER)
7.5A	(P / W RELAY) (S / R RELAY)	15A	FUEL PUMP (SRS UNIT)		
(10A)	(SRS)	7.5A	TURN LIGHTS		
SPARE FUSE			SPARE FUSE		SPARE FUSE

HANDLE / CLIP

1996 - 2000 Civic * El que va dentro del carro * Aclarando para que es cada cosa

Fuses

Under-dash Fuse/Relay Box

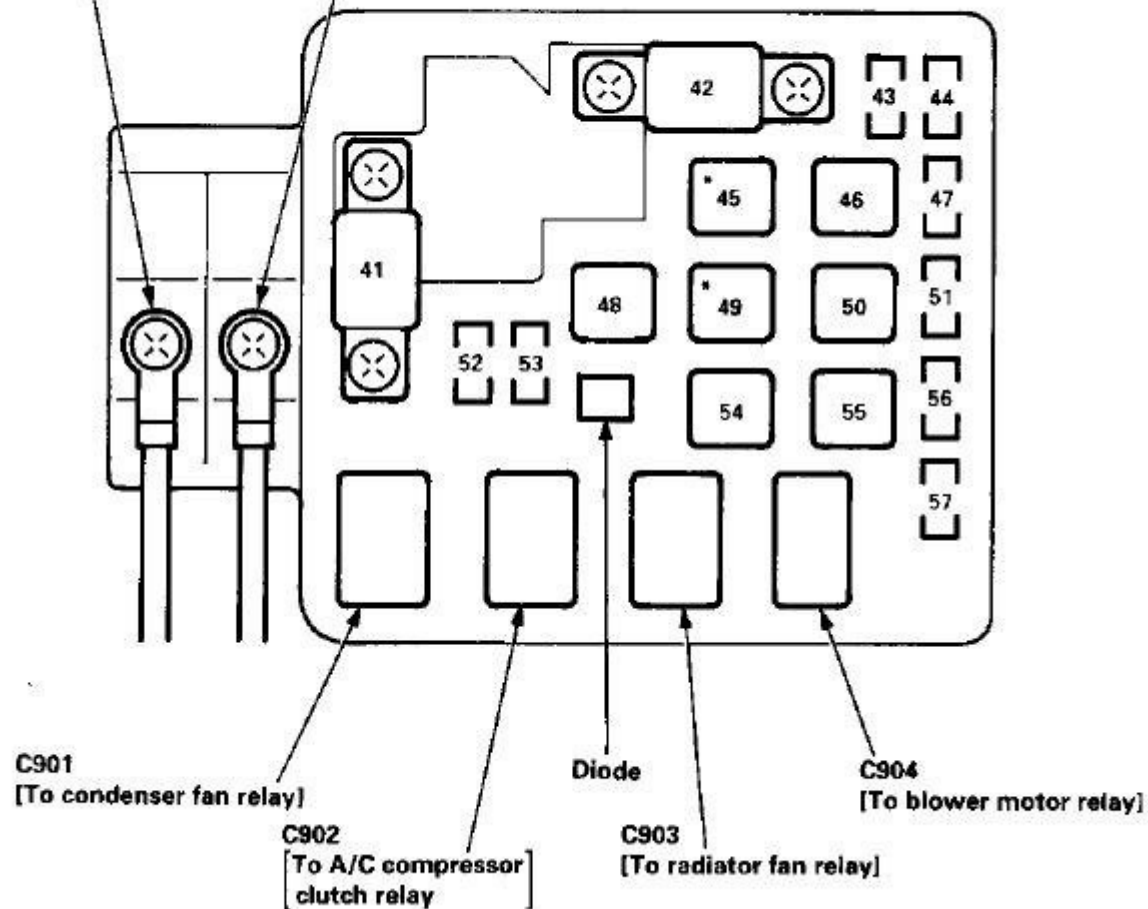


Fuse Number	Amps	Wire Color	Component(s) or Circuit(s) Protected
41	80 A		Power distribution
42	40 A	WHT / BLK	To ignition switch (BAT)
43	7.5 A	WHT / RED	Ceiling light, data link connector, trunk light
44	15 A	WHT / BLK	PGM-FI main relay
45			Not used
46	40 A	WHT / BLU	Power window motors (via power window relay)
47	7.5 A	WHT / BLU	Audio unit, clock, TCM (CVT), ECM / PCM (VBU)
48	30 A	WHT	No. 33 (7.5 A) fuse, To combination light switch (headlight)
49			Not used
50	30 A	WHT / GRN	Rear window defogger (via rear window defogger relay)
51	20 A	WHT / GRN	Power door lock control unit, moonroof motor
52	15 A	WHT / GRN	Horn system, brake lights, brake signal
53	20 A	WHT / BLK	Hazard warning light, turn signal / hazard relay
54	40 A	WHT / RED	Option (+B)
55	40 A	BLU / WHT	Blower motor (via blower motor relay)
56	20 A	WHT	Condenser fan motor (via A/C condenser fan relay)
		RED	A/C compressor clutch (via A/C compressor clutch relay)
57	20 A	BLK / RED	Radiator fan motor (via radiator fan relay)

1996 - 2000 Civic * Fusibles ubicados en el cofre*

ALTERNATOR
[To engine wire harness (T101)]

BATTERY
[To starter cables (T1)]




*: Not used

Civic

**1992 - 1995 Civic * El que va dentro del carro * Listo para imprimir y traer en el carro
diagrama de caja de fusibles civic**

15A	(ACG (S))		
10A	(S.R.S)		FUSE PULLER

SRJ-C0 

ALWAYS REPLACE WITH A NEW FUSE OF THE SAME AMPERAGE RATING

			SPARE FUSE (30A)
	SPARE FUSE (20A)		SPARE FUSE (15A)
15A	RADIO CIGARETTE LIGHTER		
10A	L HEADLIGHT LOW BEAM	10A	L HEADLIGHT HIGH BEAM
10A	R HEADLIGHT LOW BEAM	10A	R HEADLIGHT HIGH BEAM
7.5A	(RR FOG LIGHT)		
10A	TAIL LIGHT INSTRUMENT LIGHT LICENSE LIGHT	20A	(FR R POWER WINDOW)
7.5A	STARTER SIGNAL	20A	(RR L POWER WINDOW)
10A	RUNNING LIGHT	20A	(POWER DOOR LOCK)
7.5A	RUNNING LIGHT RELAY	20A	(FR L POWER WINDOW)
10A	BACK-UP LIGHT	20A	(RR R POWER WINDOW)
20A	WIPER, WASHER (P/W RLY, S/R RLY)	7.5A	INTERIOR LIGHT
7.5A	RR DEF RLY HEATER MOTOR RLY COOLING FAN MOTOR RLY		
15A	(ACG (S))	30A	(SUN ROOF)
	SPARE FUSE (10A)		SPARE FUSE (7.5A)

HANDLE / CLIP

Fuse Number	Amps	Component(s) in Circuit(s) Protected
1	30A	Moonroof motor
2		Not used
3	7.5A	Integrated control unit, dome light, trunk/cargo area light
4	20A	Right rear power window motor
5	20A	Right front power window motor
6	20A	Power door lock control unit
7	20A	Left rear power window motor
8	20A	Left front power window switch/motor
9	10A	Right high beam headlight, daytime running lights resistor (Canada)
10	10A	Left high beam headlight, high beam indicator light, daytime running lights resistor (Canada)
11		Not used
12	15A	PGM-FI, alternator, cruise control, gauge assembly, electrical load detector (ELD) unit
13	7.5A	Power mirrors, anti-lock brake system, air delivery, blower motor relay, rear window defogger relay, radiator fan relay, condensor fan relay
14	20A	Moonroof open/close relays, windshield washer motor, rear window washer motor, integrated control unit, windshield wiper motor, rear window wiper motor, power window, relay
15	10A	Clock, gauge assembly, hazard switch, back-up lights, interlock system, integrated control unit
16	7.5A	Daytime running lights control unit (Canada)
17	10A	Daytime running lights control unit (Canada), option connector "B"
18	7.5A	PGM-FI, integrated control unit
19	10A	Dash lights, dimming signal, parking lights, tail lights, license plate lights, console lights, option connector "D"
20		Not used
21	10A	Right low beam headlight
22	10A	Left low beam headlight
23	15A	Stereo radio/cassette player, cigarette lighter, option connector "E"
24	15A	PGM-FI, alternator, cruise control, gauge assembly, SRS control unit
25	10A	SRS control unit

**1993 - 1997 del Sol * El que va dentro del carro * Listo para imprimir y traer en el carro
diagrama de caja de fusibles civic**

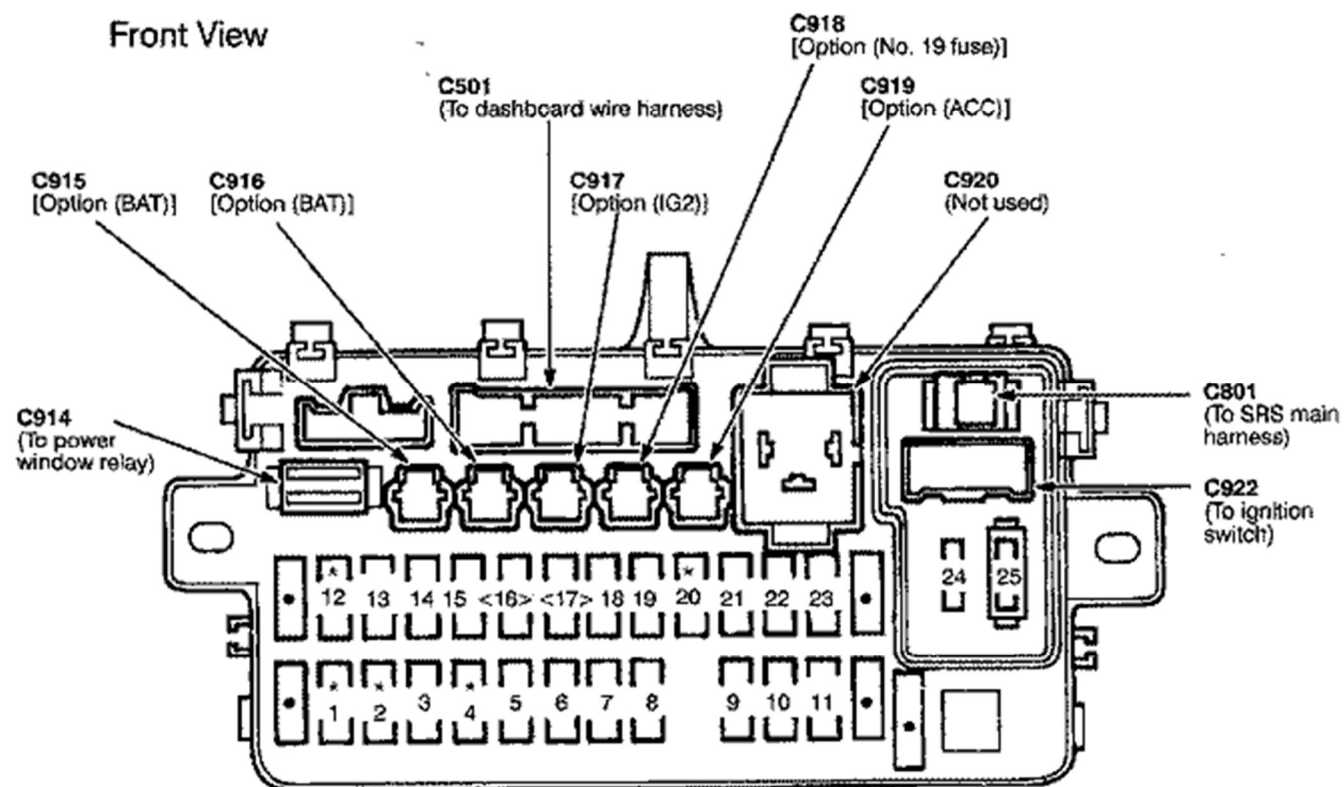
HINGE

10A	(S.R.S)		FUSE PULLER
15A	(ACG (S))		
		SPARE FUSE (30A)	
SPARE FUSE (20A)		SPARE FUSE (15A)	
15A	RADIO CIGARETTE LIGHTER	10A	AUX LIGHT RELAY
10A	L HEADLIGHT LOW BEAM	10A	L HEADLIGHT HIGH BEAM
10A	R HEADLIGHT LOW BEAM	10A	R HEADLIGHT HIGH BEAM
10A	TAIL LIGHT INSTRUMENT LIGHT LICENSE LIGHT	20A	FR L POWER WINDOW
7.5A	STARTER SIGNAL	20A	RR POWER WINDOW
10A	RUNNING LIGHT	20A	(POWER DOOR LOCK)
7.5A	RUNNING LIGHT RELAY	20A	FR R POWER WINDOW
10A	BACK-UP LIGHT	20A	(ROOF)
20A	WIPER, WASHER (P/W RLY, S/R RLY)	7.5A	INTERIOR LIGHT
7.5A	RF DEF RLY HEATER MOTOR RLY COOLING FAN MOTOR RLY		
SPARE FUSE (10A)		SPARE FUSE (7.5A)	

1993 - 1997 del Sol * El que va dentro del carro * Aclarando para que es cada cosa

Fuse/Relay Information

– Under-dash Fuse/Relay Box



D : Spare fuse

* : Not used

<> : Canada

Fuse Number	Amps	Component(s) or Circuit(s) Protected
1		Not used
2		Not used
3	7.5A	Integrated control unit, Ceiling light, Trunk light, Data link connector (DLC)
4		Not used.
5	20A	Power window control unit
6	20A	Power door lock control unit
7	20A	Power window control unit
8	20A	Power window control unit
9	10A	Right headlight (high beam), Daytime running lights resistor (Canada)
10	10A	Left headlight (high beam), High beam indicator light, Daytime running lights resistor (Canada)
11	10A	Auxiliary light relay
12		Not used
13	7.5A	Power mirrors, Air delivery, Blower controls, Rear window defogger, Fans, Compressor controls, Anti-lock brake system (ABS)
14	20A	Integrated control unit, Power windows, Wiper/washer
15	10A	Gauge assembly, Roof unlatched indicator system, Integrated control unit, A/T gear position indicator, Turn signal lights, Interlock system, Back-up lights, Power windows
16	7.5A	Daytime running lights control unit (Canada), Option connector C
17	10A	Daytime running lights control unit (Canada), Option connector B
18	7.5A	PGM-FI main relay, Engine control module (ECM), Integrated control unit
19	10A	Dash lights, Parking lights, Taillights, License lights, Console lights, Option connector D
20		Not used
21	10A	Right headlight (low beam), Auxiliary light switch
22	10A	Left headlight (low beam)
23	15A	Stereo radio/cassette player, Cigarette lighter, Option connector E
24	15A	Gauge assembly, Cruise control, Vehicle speed sensor (VSS), PGM-FI main relay, SRS unit, Charging system
25	10A	SRS unit

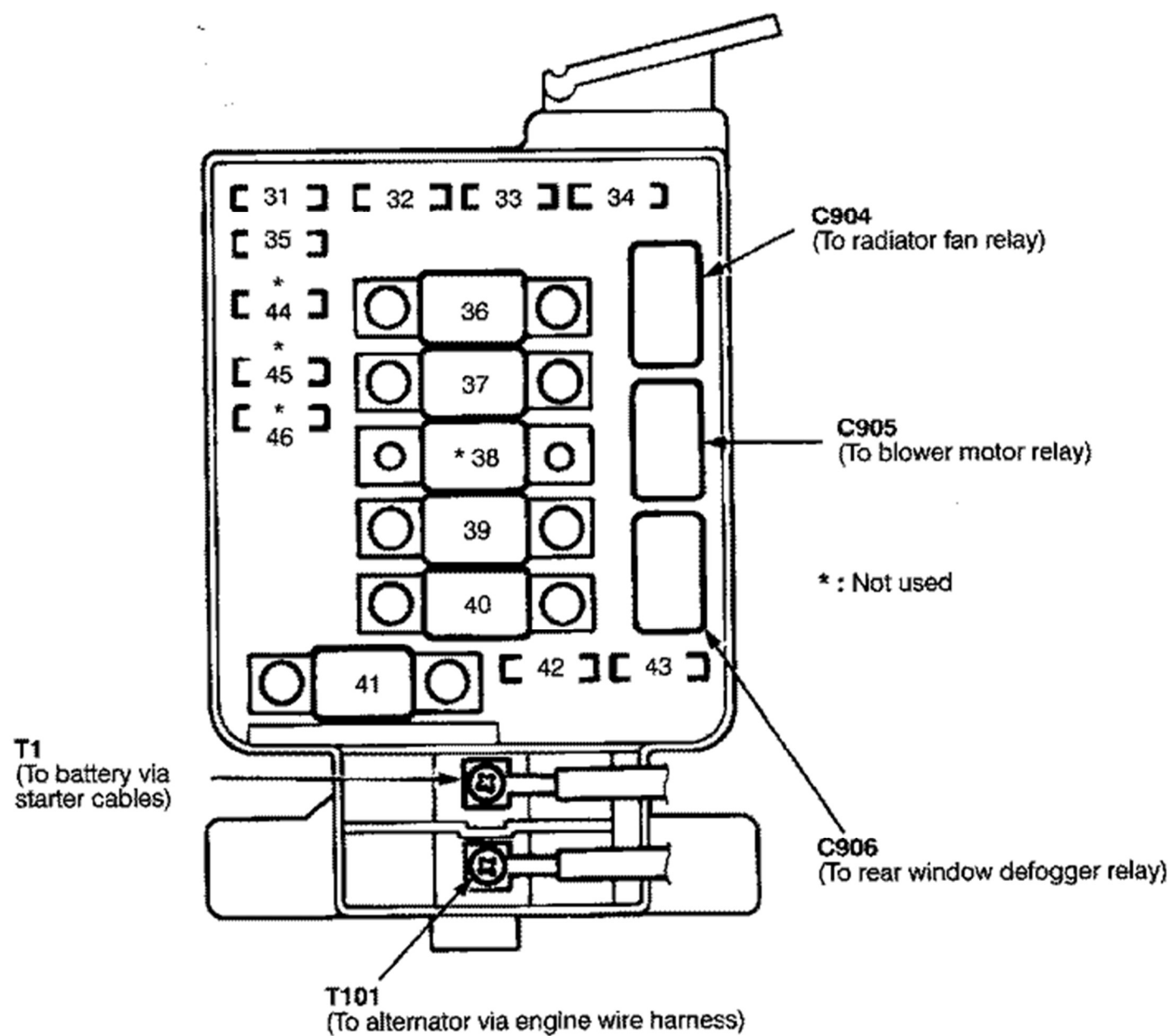
1993 - 1997 del Sol * Fusibles ubicados en el cofre*

15A	7.5A	15A	30A		
ECU	BACK UP	COOLING FAN	RR DEFROSTER		
20A	ALWAYS REPLACE WITH A NEW FUSE OF THE SAME AMPERAGE RATING.	50A	OPTION	COOLING FAN RELAY	
CONDENSER FAN		30A	HEATER MOTOR		
				HEATER MOTOR RELAY	
		50A	IG	RR DEFROSTER RELAY	
		40A	LIGHT		
80A	BATTERY	20A	10A		
		STOP, HORN	HAZARD		

SR3-A5 RBL

1993 - 1997 del Sol * Fusibles ubicados en el cofre* Aclarando para que es cada cosa

Enfrente



Atras

