

The Jetta





Design.

Those who place high demands on life require a car that not only looks good, but delivers that little bit extra. With its streamlined silhouette, distinctive design and sporty, yet elegant, appeal, the Jetta offers all you would expect and more. It combines all the characteristics of a comfortable saloon with superior dynamics and agile roadholding, promising you driving fun at its very highest level.

Stylish design elements such as chrome side window surrounds are standard on both the SE and Sport, while body-coloured bumpers and bumper strips, door mirrors, door handles, standard on all models, create a contemporary and classy look. The high specification continues with such attention to detail as chrome-plated gear knob surround and handbrake button, introducing a level of refinement indicative of Volkswagen's first-rate build quality throughout. With so much on offer, there is only one way to appreciate the exceptional Jetta. Experience it for yourself.



Model shown is Jetta Sport with optional Xenon headlights and metallic paint.



Interior shown is Jetta Sport with optional RCD 510 touch-screen radio/MP3 compatible 6 CD autochanger and pearl effect paint.

Interior.

If the exterior of the Jetta promises, then the interior delivers. With four different trim levels to choose from – S, BlueMotion, SE or Sport – you can opt for the Jetta that best matches your personal preferences and lifestyle. Each offers an abundance of features and design points, all made from the highest quality materials and providing a level of refinement nothing short of exceptional. From the sheer value for money of the Jetta S to the economy of the BlueMotion, or the luxury of the SE to the exhilarating drive of the Sport, each is aesthetically designed to meet your exact requirements. With innovative design assured down to the smallest detail, whichever trim level you choose, you know you will have made the right decision.

Considering how much time we spend on the roads today, it makes sense to ensure we travel in maximum comfort. And this is where the Jetta excels. Cleverly designed and carefully crafted to provide a truly luxurious ride, the Jetta contains a wealth of features all included to make motoring as stress-free and relaxed as possible.

The Jetta S and BlueMotion Jetta.

The Jetta S offers a unique design, impressive quality and superb value for money. The list of standard equipment includes 'Climatic' semi-automatic air conditioning, multifunction computer, electric front and rear windows, and electrically heated and adjustable door mirrors. While innovative features include a rain sensor with automatic dimming interior rear-view mirror, dusk sensor, front footwell illumination and an automatic coming/leaving home lighting function. Further comfort is assured with speed-sensitive power-assisted steering, three-spoke steering wheel with height and reach adjustable steering column, durable 'Glow' cloth upholstery and driver's seat height adjustment.

On the exterior the high specification continues with 16 inch 'Toronto' alloy wheels as standard. There are also body-coloured bumper strips, door handles and door mirrors with integrated indicators. The look is completed with a chrome-plated radiator grille surround and louvres.

Safety in the Jetta is also paramount and this is highlighted with the inclusion as standard of driver's and front passenger's airbags with front passenger's airbag deactivation switch, curtain airbags, front seat side impact airbags and whiplash-optimised front head restraints. All Jettas are also fitted with ESP (Electronic Stabilisation Programme), electronic engine immobiliser and an alarm with interior protection.

The BlueMotion Jetta model shares the same impressive standard specification as the Jetta S and, in addition, offers impressive environmental credentials by including 16 inch 'Toronto' alloy wheels with low rolling resistance tyres, sports suspension and a Highline multifunction computer, which includes visual gear change recommendations for optimum fuel consumption. A combination of all these refinements delivers a package that offers outstanding economy up to 61.4 mpg over the Combined* fuel cycle, and the high performance 1.9 TDI 105 PS engine with DPF (Diesel Particulate Filter) ensures CO₂ emissions are from an impressively low 122 g/km, while achieving 0 - 62 mph in just 11.9 seconds.

- 01** The S and BlueMotion are upholstered in durable 'Glow' cloth upholstery, while ergonomic design ensures that all controls are located for optimum ease of use.
- 02** 'Climatic' air conditioning with semi-automatic control produces a pleasant, consistent temperature throughout.
- 03** The curtain airbag system helps provide protection for front and rear passengers in the unlikely event of an accident.
- 04** The fitment of stylish 16" 'Toronto' alloy wheels with 205/55 R16 tyres provides an exclusive look. On BlueMotion models, low rolling resistance tyres and sports suspension help contribute to the impressive fuel consumption figures.
- 05** The rear lights utilise LED technology, which react faster than conventional bulbs, and provide clearer, brighter light, while **unique badging** distinguishes the BlueMotion model.



* Please see technical specifications for CO₂ emissions and fuel consumption figures.



The Jetta SE.

Subtle trim elements in the SE provide a touch of elegance and flair with that extra bit of comfort and luxury. With an RCD 310 radio/MP3 compatible CD player and AUX-in socket with eight speakers and cruise control you can be assured you will arrive at your destination calm and relaxed after every journey.

The exterior looks of the Jetta SE are enhanced by the addition of 16 inch 'Atlanta' alloy wheels, body-coloured bumper strips with chrome inserts and chrome side window surrounds. While inside, front comfort seats with 'Maxima' cloth upholstery including height and lumbar adjustment, leather trimmed three-spoke steering wheel, front centre armrest with storage compartment, 12V socket, two rear air vents and cup holders, together with a rear centre armrest give both the driver and passengers added comfort.

However, the long list of standard equipment doesn't end there. Choose the Jetta SE and you will also get load-through provision for transporting long items, front and rear carpet mats, and front and rear reading lights with chrome surrounds.

- 01** Interior of the SE with stylish 'Maxima' cloth upholstery. Attractive 'Microtec' interior trim adds an element of refinement and quality.
- 02** The RCD 310 radio/MP3 compatible CD player has eight powerful speakers for exceptional sound clarity and boasts an AUX-in socket for connection to a multimedia source (e.g. iPod and MP3 player).
- 03** The front centre armrest provides a handy storage compartment as well as two rear air vents, two rear cup holders and a 12V socket.
- 04** Cruise control, which is standard on SE only, maintains a constant speed, enabling you to relax, particularly on long journeys.
- 05** The driver's and front passenger's under seat drawers provide convenient storage space close at hand.
- 06** The leather trimmed three-spoke steering wheel, gear knob and handbrake grip complement the Jetta's interior.



The Jetta Sport.

An exceptionally high degree of driving comfort combined with impressive power and agility ensures the Jetta Sport delivers pure driving fun, whichever engine specification you choose. It looks particularly sporty with 17 inch ‘ClassiXs’ alloy wheels complete with 225/45 R17 tyres, sports suspension lowered by approximately 15 mm giving maximum grip on the road and front fog lights mounted within the front bumper.

Inside, the Jetta Sport offers front sport seats upholstered in ‘Brick’ cloth with height and lumbar adjustment which offer the driver and front seat passenger optimum lateral support at all times. The sports look is completed inside with ‘Mercury’ inserts in the dash and centre console.


- 01 Sporty ‘Brick’ cloth upholstery, height-adjustable front sport seats and leather trimmed three-spoke steering wheel underlines the dynamics of the Jetta Sport. Interior shown features optional RCD 510 touch-screen radio/MP3 compatible 6 CD autochanger and pearl effect paint.
- 02 The gleaming chrome-plated radiator grille surround and louvres reinforces the sport look.
- 03 The leather trimmed gear knob and handbrake grip provide an air of exclusivity.
- 04 The combination of sports suspension, lowered by approximately 15 mm, and 17" ‘ClassiXs’ alloy wheels add to the Jetta Sport’s character and appeal.
- 05 The front fog lights mounted within the body-coloured bumpers complete the look.



Safety.

Only when you feel safe can you drive confidently. Which is why safety is such a fundamental concept in the Jetta – and why a whole range of new generation safety features are fitted as standard. Passive safety features include a curtain airbag system for front and rear passengers, front seat side impact airbags, as well as the standard driver’s and front passenger’s airbags with passenger’s airbag deactivation switch. Following an impact from the rear, the whiplash-optimised front head restraints help minimise whiplash injuries to the neck and spine and in addition, there are three head restraints and three-point seat belts for the rear seat passengers. The front seat belts are fitted with tensioners and are height-adjustable for added safety and comfort with a warning light and buzzer to notify you if your seat belt is unfastened. Further active safety features include an Anti-lock Braking System (ABS) and an Electronic Stabilisation Programme (ESP), supported by Electronic Differential Lock (EDL) and Traction Control (ASR). In addition, under emergency braking the hazard lights are automatically activated which provide additional warning to other drivers. With everything included to ensure maximum safety for all concerned, all you have to do is sit back, relax and enjoy its many benefits with complete peace of mind. What better incentive could there be for driving the Jetta?

But irrespective of the equipment selected, one thing is certain – the Jetta benefits from a powerful engine range allied with a dynamic chassis, offering superb driving potential. The McPherson front axle with separately mounted dampers and springs reduces roll to a minimum, while the four-link rear axle smoothes out any unevenness in the road and ensures stable cornering. The result is that your Jetta stays safely and comfortably on the road, while you enjoy complete control and a totally exhilarating drive.



Model shown is Jetta Sport with optional metallic paint.

Optional equipment.

Whether you decide on a Jetta S, BlueMotion Jetta, SE or Sport you have a choice to enhance it even further from our wide range of optional equipment. By choosing from our Winter or Sensor pack, sumptuous leather upholstery, hi-fi upgrade or alloy wheels, just imagine how you could build a car to your personal specification.



01 The RCD 310 radio/MP3 compatible CD player with eight speakers and AUX-in socket for external multimedia devices, will ensure maximum enjoyment on any journey. Standard on SE and Sport and optional on S models.



02 The RCD 510 touch-screen radio system includes a dash-mounted MP3 compatible six CD autochanger and AUX-in socket for connection to an external multimedia source (e.g. iPod and MP3 player) and is optional on all models. This option is also available with the ‘Monsoon’ Soundpack complete with eight speakers – four front and four rear – for near perfect acoustics. Optional on SE and Sport models.

Please note: Radio systems RCD 310 and RCD 510 and DVD navigation/radio systems cannot be specified in conjunction with each other. Also, the DVD playback will not function whilst the navigation system is in use, or the vehicle is in motion.



03 The DVD touch-screen navigation/radio system delivers excellent sound quality and can guide you to your destination in one of 24 European countries. A 6½" high resolution touch-screen colour display shows a perspective (bird’s-eye) view of your mapped route, in addition, landmarks, intersection zoom, points of interest and a route list can all be viewed in split screen mode. The latest in processor technology, results in quick route calculations using all but the last two digits of a UK postcode, and features a 30 GB hard drive to buffer the navigation data as well as store audio and video files (i.e. MP3, WMA, DVD video data files). The integrated DVD drive and SD (Secure Digital) card reader also allow the playback of audio and video files. Finally, is the ability to connect an external multimedia device, e.g. iPod, via the AUX-in socket. This option can also be specified with an armrest-mounted six CD autochanger. Optional on SE and Sport models.



04 The multifunction leather trimmed steering wheel allows control of the multifunction computer and radio without taking your hands off the wheel. Optional on SE and Sport models.

Optional equipment (continued).



05 ‘Vienna’ leather* not only looks great, it’s durable and easy to maintain. The leather upholstery option features a rear bench seat and split folding rear seat backrest. Optional on SE and Sport models.

* Some parts of leather interior will contain artificial leather.

06 In addition to leather upholstery, you can specify **electrically-adjustable lumbar support** for the driver’s seat. This four-way lumbar support function is designed for comfort and support by providing greater and easier adjustment. Also included in this option is a 230V socket in the rear of the centre console.



07 Part of the leather upholstery option, the **heated front sports seats** have five preset temperature settings. Optional on SE and Sport models.



08 The **2Zone electronic climate control** with automatic air recirculation function is fully automatic to retain a precise internal temperature. It also benefits from a twin zone setting that allows the driver and front passenger up to 4°C difference in their chosen temperature settings. Optional on all models. Heated front seats form part of the Winter pack, optional on all models.

Also available but not shown:

The **DAB digital radio receiver** is available as an upgrade for your RCD 310 or RCD 510, enabling you to listen to all the digital stations available in crystal clear digital sound.

Please note: DAB digital radio receiver and DVD touch-screen navigation/radio cannot be specified in conjunction with each other.

The **rear side airbag system** will react in milliseconds to protect the rear passengers in the event of a side collision. Optional on all models.

Heat insulating tinted glass 65% light absorbing from B pillar back reduces the intensity of the sun’s rays and heat build-up in the Jetta’s interior. Optional on all models.

Optional equipment (continued).



01-02 The **Winter pack** offers comfort and safety during the coldest months. The Winter pack includes electrically foldable door mirrors with reverse activated kerb-view adjustment on the passenger's mirror, heated front seats, heated windscreen washer jets, headlight washers and a low washer fluid level warning light. Optional on all models.

03 **Front fog lights** are not just for improved safety, they provide a sporty finish. Optional on S, BlueMotion and SE and standard on Sport models.



04-06 The **Sensor pack** includes ultrasonic rear parking sensors which emit an audible warning as objects become closer, cruise control which can maintain a constant speed from 20 mph upwards and automatically switches off when the brake or clutch is engaged and an electronic tyre pressure monitoring system which alerts you should a tyre lose pressure. Optional on all models.



07 The **tilt and slide electric glass sunroof** is extremely easy to use. Simply turn the automatic function to your desired setting. It also includes a sunblind for added comfort. Optional on all models.

08 **Gas discharge (Xenon) dipped beam headlights** with automatic range adjustment improve visibility and the headlight washer system ensure they stay clean. Optional on all models.

Alloy wheels.



01 **'Grand Prix'** design 7J x 17 alloy wheels with 225/45 R17 tyres and anti-theft wheel bolts. Optional on all models except BlueMotion. On S and SE models this option includes a temporary steel spare wheel.



02 **'Indianapolis'** design 7J x 17 alloy wheels with 225/45 R17 tyres and anti-theft wheel bolts. Optional on all models except BlueMotion. On S and SE models this option includes a temporary steel spare wheel.



03 **'Toronto'** design 6 1/2J x 16 alloy wheels and anti-theft wheel bolts. Standard on S and BlueMotion models and not available as an option. S models feature 205/55 R16 tyres and BlueMotion models 205/55 R16 low rolling resistance tyres as standard.














04 **'Atlanta'** design 6 1/2J x 16 alloy wheels with 205/55 R16 tyres and anti-theft wheel bolts. Standard on SE models and not available as an option.



05 **'ClassiXs'** design 7J x 17 alloy wheels with 225/45 R17 tyres, anti-theft wheel bolts and a temporary steel spare wheel. Standard on Sport models and not available as an option.

Paint.

Non-Metallic paint		Salsa Red 4Y	Candy White B4	
				
Metallic paint*	Platinum Grey 2R	Silver Leaf 7B	Reflex Silver 8E	Shadow Blue P6
				
Pearl Effect paint*	Deep Black 2T	Blue Graphite W9		
				









Please note: Screen technology does not accurately represent colors. For further details, please contact your account manager.

* Metallic and pearl effect paint are optional.

Please note: Screen technology does not allow for exact reproduction of the paint colours.
For further details, please contact your Volkswagen retailer.

* Metallic and pearl effect paint are optional at extra cost.

Upholstery.

	<div>S, BlueMotion 'Glow' cloth</div>	<div>Anthracite HQ</div> 	
<div>SE 'Maxima' cloth</div>	<div>Anthracite KU</div> 	<div>Art Grey KV</div> 	<div>Pure Beige KW</div> 
<div>Sport 'Brick' cloth</div>	<div>Anthracite UL</div> 	<div>Art Grey UM</div> 	
	<div>SE, Sport Optional 'Vienna' leather*† sports seats</div>	<div>Anthracite TG</div> 	<div>Pure Beige TN</div> 

ry colours.

Please note: Screen technology does not allow for exact reproduction of the upholstery colours.
For further details, please contact your Volkswagen retailer.

* Leather upholstery is optional at extra cost.
† Some parts of leather interior will contain artificial leather.

Combinations.

Upholstery		Carpet	Dashboard – top/bottom	Salsa Red 4Y	Candy White B4	Platinum Grey metallic 2R*	Silver Leaf metallic 7B*	Reflex Silver metallic 8E*	Shadow Blue metallic P6*	Deep Black pearl effect 2T*	Blue Graphite pearl effect W9*
S, BlueMotion ‘Glow’ cloth	●										
Anthracite (HQ)		Anthracite	Black/Anthracite	●	●	●	●	●	●	●	●
SE ‘Maxima’ cloth	●										
Anthracite (KU)		Anthracite	Black/Anthracite	●	●	●	●	●	●	●	●
Art Grey (KV)		Art Grey	Black/Art Grey	●	●	●	●	●	●	●	●
Pure Beige (KW)		Pure Beige	Anthracite/Pure Beige	●	●	●	●	–	●	●	●
Sport ‘Brick’ cloth	●										
Anthracite (UL)		Anthracite	Black/Anthracite	●	●	●	●	●	●	●	●
Art Grey (UM)		Art Grey	Black/Art Grey	●	●	●	●	●	●	●	●
SE, Sport Optional ‘Vienna’ leather sports seats*†	○										
Anthracite (TG)		Anthracite	Black/Anthracite	○	○	○	○	○	○	○	○
Pure Beige (TN)		Pure Beige	Anthracite/Pure Beige	○	○	○	○	–	○	○	○

* Metallic and pearl effect paints and leather upholstery are optional at extra cost.

† Some parts of leather interior will contain artificial leather.

● Standard ○ Optional – Not available



01



02

- 01** Volkswagen's technologically advanced **TSI engines** combine excellent driveability with impressive fuel economy.
- 02** The **revolutionary DSG gearbox** provides the best of both worlds, super smooth and extremely fast gear changes with performance and economy.

Petrol engines.

The Jetta has a range of powerful and efficient engines at its disposal with three petrol TSI variants benefiting from innovative direct injection technology. TSI is the name given to Volkswagen's twincharged or singlecharged petrol engines with direct petrol injection. The basic features common to all TSI engines are the downsizing concept, direct injection and turbocharging. This innovative engineering results in high tech engines with excellent torque and power output combined with low fuel consumption. Incorporated into the TSI engines is FSI technology, whereby fuel is injected directly into the combustion chamber under high pressure. The benefit of this method – is that it only burns the exact amount of fuel required helping to reduce fuel consumption and boost performance even at low revs.

The 1.4 litre 122 PS engine has been developed with power and maximum efficiency as priorities. Based on the original 1.4 TSI engine, which combined a supercharger and turbocharger, this TSI engine utilises only a sophisticated turbocharger. The result is an exceptional engine offering an impressive output of 122 PS with significantly improved fuel consumption linked to a six speed manual gearbox. Exceptional fuel economy is the result of the 1.4 TSI's increased torque, which delivers an incredible 200 Nm at 1,500 rpm while achieving a very impressive 44.8 mpg on the Combined cycle* and a CO₂ emission of just 149 g/km. Performance is not compromised either, with a top speed of 123 mph (where the law permits) and 0 - 62 mph achieved in just 9.8 seconds.

Using the same advanced turbocharging technology as the 1.4 litre 122 PS engine, the most powerful engine available for the Jetta is the 2.0 litre TSI 200 PS. This engine which can not only accelerate the Jetta from 0 - 62 mph in just 7.5 seconds and reach a top speed of 146 mph (where the law permits), but can also achieve 35.3 mpg on the Combined cycle* with a CO₂ emission of 189 g/km.

The latest TSI variant features a twincharger which allows the 1.4 litre engine to output 160 PS at 5,800 rpm, offering impressive performance and dynamic power while still returning an economical 42.8 mpg on the Combined cycle* and a CO₂ emission of just 154 g/km. The 160 PS and 200 PS engines are available with a six speed manual gearbox, or if you prefer an automatic gearbox, a six speed DSG on the 200 PS and the latest seven speed DSG on the 160 PS. The DSG gearbox offers a genuine alternative to a manual gearbox because it is able to change gear faster than a manual gearbox and more smoothly than a conventional automatic. In addition, all DSG gearboxes feature an auto hold function which will prevent your Jetta from rolling back when pulling away or during a hill start.

* Please see technical specifications for CO₂ emissions and fuel consumption figures.

Diesel engines.

The TDI engines available for the Jetta eliminate any compromises – you can have performance as well as exceptional economy*. Three diesel engines are available and all benefit from the latest technology, resulting in exceptional pulling power throughout the rev range alongside low fuel consumption.

The first diesel available for the Jetta, a 1.9 litre developing 105 PS which is capable of achieving 54.3 mpg on the Combined fuel cycle*. This engine is also available with an optional DPF (Diesel Particulate Filter) or, if you choose the BlueMotion Jetta, DPF is fitted as standard. On the BlueMotion Jetta, by intelligently refining existing technology from aerodynamics to gear ratios, this engine delivers a package that offers excellent economy up to 61.4 mpg over the Combined fuel cycle* and the DPF ensures CO₂ emissions are an impressively low 122 g/km.

The second diesel option is the sporty 2.0 litre generating 140 PS featuring the latest common rail technology, this technology not only ensures excellent performance and fuel consumption but also makes it incredibly quiet. This engine boasts impressive economy with 51.4 mpg on the Combined fuel cycle*, yet can accelerate the Jetta to 62 mph in an impressive 9.7 seconds.

Finally, building upon the common rail technology of the 2.0 litre TDI CR 140 PS engine, the equally impressive 2.0 litre TDI CR 170 PS can accelerate the Jetta from 0 - 62 mph in just 8.5 seconds, yet is capable of returning an impressive fuel consumption figure of 52.3 mpg on the Combined fuel cycle* – creating a fine balance of performance and efficiency.

The 1.9 litre TDI 105 PS engine utilises a five speed manual gearbox, while the 2.0 litre TDI 140 PS and 170 PS engines both gain a six speed manual gearbox. If it's an automatic you desire, opt for one of Volkswagen's highly acclaimed automatic DSG gearboxes. The 1.9 litre TDI 105 PS and 2.0 litre TDI 140 PS are available with a six speed automatic DSG, while the 1.9 litre TDI DPF 105 PS comes with the latest seven speed automatic DSG as standard.

* Please see technical specifications for CO₂ emissions and fuel consumption figures.

As part of our commitment to satisfy European emissions legislation, Volkswagen's common rail diesel engines and the 1.9 litre TDI DPF 105 PS diesel engine are fitted with a Diesel Particulate Filter (DPF) as standard. The DPF is part of the exhaust system responsible for cleaning the exhaust gases before they enter the atmosphere. In addition to converting the harmful exhaust gases in the same way as a conventional catalytic converter, the DPF uses advanced technology to reduce the emission of black smoke and soot. It filters the exhaust gases and particles before they leave the vehicle exhaust system, resulting in a cleaner environment and less pollution entering the atmosphere. Please note, driving conditions within inner-cities and the Channel Islands may not provide optimum conditions for the use of DPF technology. Therefore, it is advised that you consider this before ordering your vehicle with DPF.



- 01** The six speed manual gearbox ensures optimum transmission of power, with short, well-defined gear changes.
- 02** TDI diesel engines with the latest technology deliver outstanding performance with exceptionally low fuel consumption.



S, SE – 1.4 litre TSI 122 PS.

Technical specification.

Manual			
Engine	Engine type	Four cylinder petrol	
	Cubic capacity, ltrs/cc	1.4/1390	
	Max. output, PS ⁽⁰¹⁾ /kW at rpm	122/90 5000	
	Max. torque, lbs.ft/Nm at rpm	147/200 1500	
	Gearbox	Six speed manual	
Weights, kgs	Unladen weight ⁽⁰²⁾	1308	
	Gross vehicle weight	1910	
	Payload ⁽⁰²⁾	602	
	Axle load limit: Front	1000	
	Rear	960	
Trailer load limits, kgs ⁽⁰³⁾	Braked 12% incline	1300	
	Unbraked	680	
	Towbar load limit	75	
	Max. roof load	75	
Performance	Top speed†, mph (km/h)	123 (199)	
	Acceleration, secs 0 - 62 mph	9.8	
	ABI insurance group	7	
Environmental information	Fuel grade, minimum	Unleaded, 95 RON ⁽⁰⁴⁾	
	Fuel tank capacity, galls/ltrs	12.1/55	
	Official fuel consumption, mpg/ltr per 100 km ⁽⁰⁶⁾		
	Urban	34.0/8.3	
	Extra-urban	54.3/5.2	
	Combined	44.8/6.3	
	Official CO ₂ emission, g/km ⁽⁰⁷⁾	149	
	Emission class	EURO 4	
	Noise, dB	73.0	

† Where the law permits.

Notes.

- 01) The maximum power output figures are quoted in PS (or Pferdestärke, which is the metric equivalent of horsepower). To convert from metric to imperial horsepower, divide the PS figure by 1.0139.
- 02) Figures are calculated in accordance with manufacturer’s criteria. Vehicle unladen weight ranges with 90% tank capacity without driver. The individual unladen weight depends on the specification of the vehicle, this then reduces the possible payload accordingly.
- 03) With increasing altitude the engine performance diminishes. From 1,000 m above sea level and for every 1,000 m thereafter 10% of the vehicle/trailer weight (trailer weight + gross vehicle weight) must be deducted.
- 04) Thanks to the knock control, unleaded four star (at least 95 RON) can be used instead of unleaded Super plus. In order to achieve maximum fuel consumption benefits on the FSI engine, Ultra Low Sulphur Petrol (ULSP) must be used.
- 05) The use of RME and FAME (bio diesel) is not possible.
- 06) Official fuel consumption according to EU Directive 99/94. The consumption calculation according to 1999/100/EC is based on the actual unladen weight of the vehicle. Additional specifications can lead to a higher weight class and hence to consumption figures of this higher weight class. The driving style, road and traffic conditions, environmental influences and vehicle condition can in practice lead to consumption figures, which may differ from those calculated with this standard.
- 07) The weight of a vehicle will influence the level of CO₂ emission it produces; as a result, vehicles with higher levels of specification and factory-fitted options may emit higher levels of CO₂.

SE – 1.4 litre TSI 160 PS.

Technical specification.

		Manual	Automatic
Engine	Engine type	Four cylinder petrol	Four cylinder petrol
	Cubic capacity, ltrs/cc	1.4/1390	1.4/1390
	Max. output, PS ⁽⁰¹⁾ /kW at rpm	160/118 5800	160/118 5800
	Max. torque, lbs.ft/Nm at rpm	177/240 1500-4500	177/240 1500-4500
	Gearbox	Six speed manual	Seven speed auto DSG
Weights, kgs	Unladen weight ⁽⁰²⁾	1359	1377
	Gross vehicle weight	1930	1950
	Payload ⁽⁰²⁾	571	573
	Axle load limit: Front	1020	1040
	Rear	960	960
Trailer load limits, kgs ⁽⁰³⁾	Braked 12% incline	1400	1400
	Unbraked	710	720
	Towbar load limit	75	75
	Max. roof load	75	75
Performance	Top speed†, mph (km/h)	136 (220)	136 (220)
	Acceleration, secs 0 - 62 mph	8.5	8.5
	ABI insurance group	TBA	TBA
Environmental information	Fuel grade, minimum	Unleaded, 95 RON ⁽⁰⁴⁾	Unleaded, 95 RON ⁽⁰⁴⁾
	Fuel tank capacity, galls/ltrs	12.1/55	12.1/55
	Official fuel consumption, mpg/ltr per 100 km ⁽⁰⁶⁾		
	Urban	32.8/8.6	35.3/8.0
	Extra-urban	51.4/5.5	52.3/5.4
	Combined	42.8/6.6	44.1/6.4
	Official CO ₂ emission, g/km ⁽⁰⁷⁾	154	148
	Emission class	EURO 4	EURO 4
	Noise, dB	72.0	70.0

† Where the law permits.

Notes.

- 01) The maximum power output figures are quoted in PS (or Pferdestärke, which is the metric equivalent of horsepower). To convert from metric to imperial horsepower, divide the PS figure by 1.0139.
- 02) Figures are calculated in accordance with manufacturer’s criteria. Vehicle unladen weight ranges with 90% tank capacity without driver. The individual unladen weight depends on the specification of the vehicle, this then reduces the possible payload accordingly.
- 03) With increasing altitude the engine performance diminishes. From 1,000 m above sea level and for every 1,000 m thereafter 10% of the vehicle/trailer weight (trailer weight + gross vehicle weight) must be deducted.
- 04) Thanks to the knock control, unleaded four star (at least 95 RON) can be used instead of unleaded Super plus. In order to achieve maximum fuel consumption benefits on the FSI engine, Ultra Low Sulphur Petrol (ULSP) must be used.
- 05) The use of RME and FAME (bio diesel) is not possible.
- 06) Official fuel consumption according to EU Directive 99/94. The consumption calculation according to 1999/100/EC is based on the actual unladen weight of the vehicle. Additional specifications can lead to a higher weight class and hence to consumption figures of this higher weight class. The driving style, road and traffic conditions, environmental influences and vehicle condition can in practice lead to consumption figures, which may differ from those calculated with this standard.
- 07) The weight of a vehicle will influence the level of CO₂ emission it produces; as a result, vehicles with higher levels of specification and factory-fitted options may emit higher levels of CO₂.

Sport – 2.0 litre TSI 200 PS.

Technical specification.

		Manual	Automatic
Engine	Engine type	Four cylinder petrol	Four cylinder petrol
	Cubic capacity, ltrs/cc	2.0/1984	2.0/1984
	Max. output, PS ⁽⁰¹⁾ /kW at rpm	200/147 5100	200/147 5100
	Max. torque, lbs.ft/Nm at rpm	207/280 1800-5000	207/280 1800-5000
	Gearbox	Six speed manual	Six speed auto DSG
Weights, kgs	Unladen weight ⁽⁰²⁾	1373	1391
	Gross vehicle weight	1950	1960
	Payload ⁽⁰²⁾	577	569
	Axle load limit: Front	1040	1050
	Rear	960	960
Trailer load limits, kgs ⁽⁰³⁾	Braked 12% incline	1400	1400
	Unbraked	720	720
	Towbar load limit	75	75
	Max. roof load	75	75
Performance	Top speed†, mph (km/h)	146 (235)	145 (233)
	Acceleration, secs 0 - 62 mph	7.5	7.2
	ABI insurance group	15	15
Environmental information	Fuel grade, minimum	Unleaded, 95 RON ⁽⁰⁴⁾	Unleaded, 95 RON ⁽⁰⁴⁾
	Fuel tank capacity, galls/ltrs	12.1/55	12.1/55
	Official fuel consumption, mpg/ltr per 100 km ⁽⁰⁶⁾		
	Urban	25.7/11.0	26.4/10.7
	Extra-urban	45.6/6.2	45.6/6.2
	Combined	35.3/8.0	35.8/7.9
	Official CO ₂ emission, g/km ⁽⁰⁷⁾	189	188
	Emission class	EURO 4	EURO 4
	Noise, dB	73.0	69.0

† Where the law permits.

Notes.

- 01) The maximum power output figures are quoted in PS (or Pferdestärke, which is the metric equivalent of horsepower). To convert from metric to imperial horsepower, divide the PS figure by 1.0139.
- 02) Figures are calculated in accordance with manufacturer’s criteria. Vehicle unladen weight ranges with 90% tank capacity without driver. The individual unladen weight depends on the specification of the vehicle, this then reduces the possible payload accordingly.
- 03) With increasing altitude the engine performance diminishes. From 1,000 m above sea level and for every 1,000 m thereafter 10% of the vehicle/trailer weight (trailer weight + gross vehicle weight) must be deducted.
- 04) Thanks to the knock control, unleaded four star (at least 95 RON) can be used instead of unleaded Super plus. In order to achieve maximum fuel consumption benefits on the FSI engine, Ultra Low Sulphur Petrol (ULSP) must be used.
- 05) The use of RME and FAME (bio diesel) is not possible.
- 06) Official fuel consumption according to EU Directive 99/94. The consumption calculation according to 1999/100/EC is based on the actual unladen weight of the vehicle. Additional specifications can lead to a higher weight class and hence to consumption figures of this higher weight class. The driving style, road and traffic conditions, environmental influences and vehicle condition can in practice lead to consumption figures, which may differ from those calculated with this standard.
- 07) The weight of a vehicle will influence the level of CO₂ emission it produces; as a result, vehicles with higher levels of specification and factory-fitted options may emit higher levels of CO₂.

S, SE – 1.9 litre TDI 105 PS.

Technical specification.

		Manual	Automatic
Engine	Engine type	Four cylinder diesel	Four cylinder diesel
	Cubic capacity, ltrs/cc	1.9/1896	1.9/1896
	Max. output, PS ⁽⁰¹⁾ /kW at rpm	105/77 4000	105/77 4000
	Max. torque, lbs.ft/Nm at rpm	184/250 1900	184/250 1900
	Gearbox	Five speed manual	Six speed auto DSG
Weights, kgs	Unladen weight ⁽⁰²⁾	1345	1384
	Gross vehicle weight	1940	1980
	Payload ⁽⁰²⁾	595	596
	Axle load limit: Front	1030	1070
	Rear	960	960
Trailer load limits, kgs ⁽⁰³⁾	Braked 12% incline	1400	1400
	Unbraked	720	720
	Towbar load limit	75	75
	Max. roof load	75	75
Performance	Top speed†, mph (km/h)	117 (189)	116 (187)
	Acceleration, secs 0 - 62 mph	11.9	11.8
	ABI insurance group	6, 6	6, 6
Environmental information	Fuel grade, minimum	Diesel Non DPF ⁽⁰⁵⁾	Diesel Non DPF ⁽⁰⁵⁾
	Fuel tank capacity, galls/ltrs	12.1/55	12.1/55
	Official fuel consumption, mpg/ltr per 100 km ⁽⁰⁶⁾		
	Urban	42.8/6.6	37.2/7.6
	Extra-urban	62.8/4.5	56.5/5.0
	Combined	54.3/5.2	47.9/5.9
	Official CO ₂ emission, g/km ⁽⁰⁷⁾	137	156
	Emission class	EURO 4	EURO 4
	Noise, dB	73.0	72.0

† Where the law permits.

Notes.

- 01) The maximum power output figures are quoted in PS (or Pferdestärke, which is the metric equivalent of horsepower). To convert from metric to imperial horsepower, divide the PS figure by 1.0139.
- 02) Figures are calculated in accordance with manufacturer’s criteria. Vehicle unladen weight ranges with 90% tank capacity without driver. The individual unladen weight depends on the specification of the vehicle, this then reduces the possible payload accordingly.
- 03) With increasing altitude the engine performance diminishes. From 1,000 m above sea level and for every 1,000 m thereafter 10% of the vehicle/trailer weight (trailer weight + gross vehicle weight) must be deducted.
- 04) Thanks to the knock control, unleaded four star (at least 95 RON) can be used instead of unleaded Super plus. In order to achieve maximum fuel consumption benefits on the FSI engine, Ultra Low Sulphur Petrol (ULSP) must be used.
- 05) The use of RME and FAME (bio diesel) is not possible.
- 06) Official fuel consumption according to EU Directive 99/94. The consumption calculation according to 1999/100/EC is based on the actual unladen weight of the vehicle. Additional specifications can lead to a higher weight class and hence to consumption figures of this higher weight class. The driving style, road and traffic conditions, environmental influences and vehicle condition can in practice lead to consumption figures, which may differ from those calculated with this standard.
- 07) The weight of a vehicle will influence the level of CO₂ emission it produces; as a result, vehicles with higher levels of specification and factory-fitted options may emit higher levels of CO₂.

S, SE – 1.9 litre TDI DPF 105 PS.

Technical specification.

		Manual	Automatic
Engine	Engine type	Four cylinder diesel	Four cylinder diesel
	Cubic capacity, ltrs/cc	1.9/1896	1.9/1896
	Max. output, PS ⁽⁰¹⁾ /kW at rpm	105/77 4000	105/77 4000
	Max. torque, lbs.ft/Nm at rpm	184/250 1900	184/250 1900
	Gearbox	Five speed manual	Seven speed auto DSG
Weights, kgs	Unladen weight ⁽⁰²⁾	1345	1373
	Gross vehicle weight	1940	1970
	Payload ⁽⁰²⁾	595	597
	Axle load limit: Front	1030	1060
	Rear	960	960
Trailer load limits, kgs ⁽⁰³⁾	Braked 12% incline	1400	1400
	Unbraked	710	720
	Towbar load limit	75	75
	Max. roof load	75	75
Performance	Top speed†, mph (km/h)	117 (189)	116 (187)
	Acceleration, secs 0 - 62 mph	11.9	11.8
	ABI insurance group	6, 6	6, 6
Environmental information	Fuel grade, minimum	Diesel DPF ⁽⁰⁵⁾	Diesel DPF ⁽⁰⁵⁾
	Fuel tank capacity, galls/ltrs	12.1/55	12.1/55
	Official fuel consumption, mpg/ltr per 100 km ⁽⁰⁶⁾		
	Urban	42.2/6.7	43.5/6.5
	Extra-urban	64.2/4.4	60.1/4.7
	Combined	54.3/5.2	53.3/5.3
	Official CO ₂ emission, g/km ⁽⁰⁷⁾	137	139
	Emission class	EURO 4	EURO 4
	Noise, dB	72.0	72.0

† Where the law permits.

Notes.

- 01) The maximum power output figures are quoted in PS (or Pferdestärke, which is the metric equivalent of horsepower). To convert from metric to imperial horsepower, divide the PS figure by 1.0139.
- 02) Figures are calculated in accordance with manufacturer’s criteria. Vehicle unladen weight ranges with 90% tank capacity without driver. The individual unladen weight depends on the specification of the vehicle, this then reduces the possible payload accordingly.
- 03) With increasing altitude the engine performance diminishes. From 1,000 m above sea level and for every 1,000 m thereafter 10% of the vehicle/trailer weight (trailer weight + gross vehicle weight) must be deducted.
- 04) Thanks to the knock control, unleaded four star (at least 95 RON) can be used instead of unleaded Super plus. In order to achieve maximum fuel consumption benefits on the FSI engine, Ultra Low Sulphur Petrol (ULSP) must be used.
- 05) The use of RME and FAME (bio diesel) is not possible.
- 06) Official fuel consumption according to EU Directive 99/94. The consumption calculation according to 1999/100/EC is based on the actual unladen weight of the vehicle. Additional specifications can lead to a higher weight class and hence to consumption figures of this higher weight class. The driving style, road and traffic conditions, environmental influences and vehicle condition can in practice lead to consumption figures, which may differ from those calculated with this standard.
- 07) The weight of a vehicle will influence the level of CO₂ emission it produces; as a result, vehicles with higher levels of specification and factory-fitted options may emit higher levels of CO₂.

BlueMotion – 1.9 litre TDI DPF 105 PS.

Technical specification.

		Manual	
Engine	Engine type	Four cylinder diesel	
	Cubic capacity, ltrs/cc	1.9/1896	
	Max. output, PS ⁽⁰¹⁾ /kW at rpm	105/77 4000	
	Max. torque, lbs.ft/Nm at rpm	184/250 1900	
	Gearbox	Five speed manual	
Weights, kgs	Unladen weight ⁽⁰²⁾	1369	
	Gross vehicle weight	1920	
	Payload ⁽⁰²⁾	551	
	Axle load limit: Front Rear	1010 960	
Trailer load limits, kgs ⁽⁰³⁾	Braked 12% incline	1400	
	Unbraked	710	
	Towbar load limit	75	
	Max. roof load	75	
Performance	Top speed†, mph (km/h)	117 (189)	
	Acceleration, secs 0 - 62 mph	11.9	
	ABI insurance group	6	
Environmental information	Fuel grade, minimum	Diesel DPF ⁽⁰⁵⁾	
	Fuel tank capacity, galls/ltrs	12.1/55	
	Official fuel consumption, mpg/ltr per 100 km ⁽⁰⁶⁾		
	Urban	47.9/5.9	
	Extra-urban	72.4/3.9	
	Combined	64.1/4.6	
	Official CO ₂ emission, g/km ⁽⁰⁷⁾	122	
	Emission class	EURO 4	
	Noise, dB	72.0	

† Where the law permits.

Notes.

- 01) The maximum power output figures are quoted in PS (or Pferdestärke, which is the metric equivalent of horsepower). To convert from metric to imperial horsepower, divide the PS figure by 1.0139.
- 02) Figures are calculated in accordance with manufacturer’s criteria. Vehicle unladen weight ranges with 90% tank capacity without driver. The individual unladen weight depends on the specification of the vehicle, this then reduces the possible payload accordingly.
- 03) With increasing altitude the engine performance diminishes. From 1,000 m above sea level and for every 1,000 m thereafter 10% of the vehicle/trailer weight (trailer weight + gross vehicle weight) must be deducted.
- 04) Thanks to the knock control, unleaded four star (at least 95 RON) can be used instead of unleaded Super plus. In order to achieve maximum fuel consumption benefits on the FSI engine, Ultra Low Sulphur Petrol (ULSP) must be used.
- 05) The use of RME and FAME (bio diesel) is not possible.
- 06) Official fuel consumption according to EU Directive 99/94. The consumption calculation according to 1999/100/EC is based on the actual unladen weight of the vehicle. Additional specifications can lead to a higher weight class and hence to consumption figures of this higher weight class. The driving style, road and traffic conditions, environmental influences and vehicle condition can in practice lead to consumption figures, which may differ from those calculated with this standard.
- 07) The weight of a vehicle will influence the level of CO₂ emission it produces; as a result, vehicles with higher levels of specification and factory-fitted options may emit higher levels of CO₂.

SE, Sport – 2.0 litre TDI CR 140 PS.
Technical specification.

		Manual	Automatic
Engine	Engine type	Four cylinder diesel	Four cylinder diesel
	Cubic capacity, ltrs/cc	2.0/1968	2.0/1968
	Max. output, PS ⁽⁰¹⁾ /kW at rpm	140/103 4200	140/103 4200
	Max. torque, lbs.ft/Nm at rpm	236/320 1750-2500	236/320 1750-2500
	Gearbox	Six speed manual	Six speed auto DSG
Weights, kgs	Unladen weight ⁽⁰²⁾	1411	1428
	Gross vehicle weight	2000	2020
	Payload ⁽⁰²⁾	589	592
	Axle load limit: Front	1080	1100
	Rear	970	970
Trailer load limits, kgs ⁽⁰³⁾	Braked 12% incline	1500	1700
	Unbraked	730	740
	Towbar load limit	75	75
	Max. roof load	75	75
Performance	Top speed†, mph (km/h)	129 (207)	127 (205)
	Acceleration, secs 0 - 62 mph	9.7	9.7
	ABI insurance group	9, 9	9, 9
Environmental information	Fuel grade, minimum	Diesel DPF ⁽⁰⁵⁾	Diesel DPF ⁽⁰⁵⁾
	Fuel tank capacity, galls/ltrs	12.1/55	12.1/55
	Official fuel consumption, mpg/ltr per 100 km ⁽⁰⁶⁾		
	Urban	39.8/7.1	37.2/7.6
	Extra-urban	62.8/4.5	58.9/4.8
	Combined	51.4/5.5	48.7/5.8
	Official CO ₂ emission, g/km ⁽⁰⁷⁾	143	154
	Emission class	EURO 4	EURO 4
	Noise, dB	73.0	69.0

† Where the law permits.

Notes.

- 01) The maximum power output figures are quoted in PS (or Pferdestärke, which is the metric equivalent of horsepower). To convert from metric to imperial horsepower, divide the PS figure by 1.0139.
- 02) Figures are calculated in accordance with manufacturer’s criteria. Vehicle unladen weight ranges with 90% tank capacity without driver. The individual unladen weight depends on the specification of the vehicle, this then reduces the possible payload accordingly.
- 03) With increasing altitude the engine performance diminishes. From 1,000 m above sea level and for every 1,000 m thereafter 10% of the vehicle/trailer weight (trailer weight + gross vehicle weight) must be deducted.
- 04) Thanks to the knock control, unleaded four star (at least 95 RON) can be used instead of unleaded Super plus. In order to achieve maximum fuel consumption benefits on the FSI engine, Ultra Low Sulphur Petrol (ULSP) must be used.
- 05) The use of RME and FAME (bio diesel) is not possible.
- 06) Official fuel consumption according to EU Directive 99/94. The consumption calculation according to 1999/100/EC is based on the actual unladen weight of the vehicle. Additional specifications can lead to a higher weight class and hence to consumption figures of this higher weight class. The driving style, road and traffic conditions, environmental influences and vehicle condition can in practice lead to consumption figures, which may differ from those calculated with this standard.
- 07) The weight of a vehicle will influence the level of CO₂ emission it produces; as a result, vehicles with higher levels of specification and factory-fitted options may emit higher levels of CO₂.

Sport – 2.0 litre TDI CR 170 PS.
Technical specification.

Manual			
Engine	Engine type	Four cylinder diesel	
	Cubic capacity, ltrs/cc	2.0/1968	
	Max. output, PS ⁽⁰¹⁾ /kW at rpm	170/125 4200	
	Max. torque, lbs.ft/Nm at rpm	258/350 1750-2500	
	Gearbox	Six speed manual	
Weights, kgs	Unladen weight ⁽⁰²⁾	1418	
	Gross vehicle weight	2010	
	Payload ⁽⁰²⁾	592	
	Axle load limit: Front	1090	
	Rear	970	
Trailer load limits, kgs ⁽⁰³⁾	Braked 12% incline	1500	
	Unbraked	730	
	Towbar load limit	75	
	Max. roof load	75	
Performance	Top speed†, mph (km/h)	138 (222)	
	Acceleration, secs 0 - 62 mph	8.6	
	ABI insurance group	13	
Environmental information	Fuel grade, minimum	Diesel DPF ⁽⁰⁵⁾	
	Fuel tank capacity, galls/ltrs	12.1/55	
	Official fuel consumption, mpg/ltr per 100 km ⁽⁰⁶⁾		
	Urban	39.8/7.1	
	Extra-urban	62.8/4.5	
	Combined	52.3/5.4	
	Official CO ₂ emission, g/km ⁽⁰⁷⁾	143	
	Emission class	EURO 4	
	Noise, dB	73.0	

† Where the law permits.

Notes.

- 01) The maximum power output figures are quoted in PS (or Pferdestärke, which is the metric equivalent of horsepower). To convert from metric to imperial horsepower, divide the PS figure by 1.0139.
- 02) Figures are calculated in accordance with manufacturer’s criteria. Vehicle unladen weight ranges with 90% tank capacity without driver. The individual unladen weight depends on the specification of the vehicle, this then reduces the possible payload accordingly.
- 03) With increasing altitude the engine performance diminishes. From 1,000 m above sea level and for every 1,000 m thereafter 10% of the vehicle/trailer weight (trailer weight + gross vehicle weight) must be deducted.
- 04) Thanks to the knock control, unleaded four star (at least 95 RON) can be used instead of unleaded Super plus. In order to achieve maximum fuel consumption benefits on the FSI engine, Ultra Low Sulphur Petrol (ULSP) must be used.
- 05) The use of RME and FAME (bio diesel) is not possible.
- 06) Official fuel consumption according to EU Directive 99/94. The consumption calculation according to 1999/100/EC is based on the actual unladen weight of the vehicle. Additional specifications can lead to a higher weight class and hence to consumption figures of this higher weight class. The driving style, road and traffic conditions, environmental influences and vehicle condition can in practice lead to consumption figures, which may differ from those calculated with this standard.
- 07) The weight of a vehicle will influence the level of CO₂ emission it produces; as a result, vehicles with higher levels of specification and factory-fitted options may emit higher levels of CO₂.

The technology.

Transmission

- Front wheel drive through asbestos-free single-plate dry clutch. Hydraulic clutch-mechanism. Five/six speed gearbox with double joint half axles
- Five speed manual: 1.9 litre TDI 105 PS, 1.9 litre TDI DPF 105 PS
- Six speed manual: 1.4 litre TSI 122 PS, 1.4 litre TSI 160 PS, 2.0 litre TSI 200 PS, 2.0 litre TDI CR 140 PS, 2.0 litre TDI CR 170 PS
- Six speed automatic DSG: 2.0 litre TSI 200 PS, 1.9 litre TDI 105 PS, 2.0 litre TDI CR 140 PS
- Seven speed automatic DSG: 1.4 litre TSI 160 PS, 1.9 litre TDI DPF 105 PS

Running gear

- Electronic Stabilisation Programme (ESP) including Electronic Differential Lock (EDL) and Traction Control (ASR)
- Front suspension through coil springs with telescopic shock absorbers, all elements integrated in chassis legs
- Rear suspension with gas pressure shock absorbers and separate springs
- Wheel control: front through chassis legs and (lower) triangular wishbones (directionally stabilising steering roll radius)
- Wheel control: rear through four-link suspension with independent wheel suspension
- Front and rear anti-roll bar

Brakes

- Electronically controlled Anti-lock Braking System (ABS) with Electronic Brake-pressure Distribution (EBD)
- Diagonal twin-circuit brake system with inner-ventilated front disc brakes and rear disc brakes
- Asbestos-free brake pads
- Hydraulic Brake Assist (HBA)

Steering

- Electro-mechanical steering rack
- Collapsible, height and lengthways adjustable safety steering column

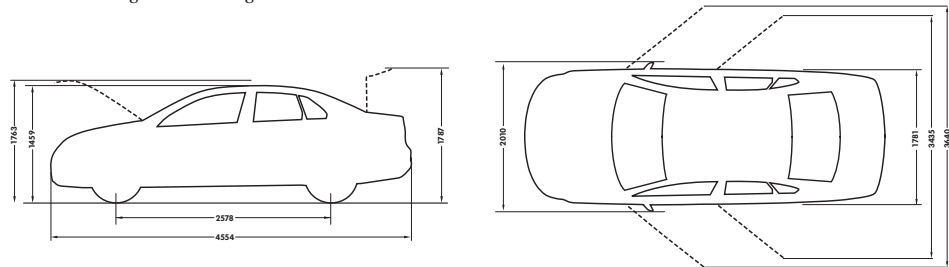
Engines

- Front transverse-installed engine
- 1.4 litre/122 PS ⁽⁰¹⁾ (90 kW) petrol engine: CAXA TSI engine with homogeneous mode (Lambda 1), stratified high-pressure start, double injection catalytic converter heating, turbocharger with waste gate, air-to-liquid charge-air cooling, maintenance-free timing chain, plastic intake manifold with integrated intercooler, continuous inlet camshaft timing adjustment, grey cast iron cylinder block, steel crankshaft, duo-centric oil pump, dual-circuit cooling system. Fuel system regulated according to requirements using high-pressure fuel pump with integrated pressure limiting valve
- 1.4 litre/160 PS ⁽⁰¹⁾ (118 kW) petrol engine: TBA
- 2.0 litre/200 PS ⁽⁰¹⁾ (147 kW) petrol engine: four cylinder in-line engine, aluminium cylinder head, four valves per cylinder with roller rocker finger valve drive, electronic direct injection, variable inlet valve timing, programmed ignition with cylinder-selective anti-knock control, four single spark ignition coils, longlife spark plugs, exhaust gas turbocharger, three-way close-coupled pre-catalyst and underbody catalyst, lambda control
- 1.9 litre/105 PS ⁽⁰¹⁾ (77 kW) diesel engine: four cylinder in-line engine, cast iron cylinder block, two valves per cylinder, electronically controlled direct injection with pump injector unit ('Pumpe Düse'), oil cooler, intercooler, exhaust gas recirculation, turbocharger with variable turbine geometry, catalytic converter or catalytic coated diesel particulate filter (DPF)
- 2.0 litre/140 PS ⁽⁰¹⁾ (103 kW) Common rail diesel engine. EU4 emissions standard (EU5 compliant), four cylinder in-line engine, four valves per cylinder, aluminium-silicon alloy cylinder head, toothed backlash compensator, intake manifold with electric continual tumble flap control, electronically controlled common rail direct injection system with Bosch high pressure pump (up to 1800 bar) and 8-hole piezo injector units, pre-supply electronic fuel pump, oil cooler, intercooler, exhaust gas recirculation, additional coolant pump, turbocharger with variable turbine geometry, catalytic converter and Diesel Particulate Filter (DPF)
- 2.0 litre/170 PS ⁽⁰¹⁾ (125 kW) Common rail diesel engine. EU4 emissions standard (EU5 compliant), four cylinder in-line engine, four valves per cylinder, aluminium-silicon alloy cylinder head, toothed backlash compensator, intake manifold with electric continual tumble flap control, electronically controlled common rail direct injection system with Bosch high pressure pump (up to 1800 bar) and 8-hole piezo injector units, pre-supply electronic fuel pump, oil cooler, intercooler, exhaust gas recirculation, additional coolant pump, turbocharger with variable turbine geometry, catalytic converter and Diesel Particulate Filter (DPF)

Technical specification dimensions.

Maximum luggage capacity*	With rear seat upright, litres	527
Exterior dimensions	Length, mm	4554
	Width – including door mirrors, mm	2010
	Width – excluding door mirrors, mm	1781
	Width – opened front/rear doors, mm	3640/3435
	Height, mm	1459
	Height – opened bonnet/floor, mm	1763
	Height – opened tailgate/floor, mm	1787
	Wheelbase, mm	2578

* VDA measuring method using 200 x 100 x 50 mm blocks



01 The maximum power output figures are quoted in PS (or Pferdestärke, which is the metric equivalent of horsepower). To convert from metric to imperial horsepower, divide the PS figure by 1.0139.

Volkswagen service for your peace of mind.

The Volkswagen Warranty.

Three-year Warranty.

All Volkswagen Jettas come with a three-year/60,000 miles warranty, which protects your car against the failure of most mechanical and electrical components due to manufacturing defects. This comprises a two-year manufacturer’s warranty with unlimited mileage plus a further one-year/60,000 miles (whichever is soonest) Retailer Warranty. Should the mileage exceed 60,000 miles within the first two years, the manufacturer’s two-year warranty will still be valid. If an additional warranty for subsequent years or higher mileage is desired, it may be purchased from an authorised Volkswagen retailer or repairer; however, this additional warranty must be purchased before the mileage reaches 60,000*. Full details of the three-year warranty are available from your authorised Volkswagen retailer or repairer.

* All warranty work must be completed by an authorised

Volkswagen retailer or repairer.

Three-year Paint Warranty.

The paintwork of the Jettas is covered against manufacturing defects for a period of three years. Naturally, the Jetta must be cared for in compliance with the operating instructions which will be found in your vehicle handbook. Please consult your authorised Volkswagen retailer or repairer for full warranty details.

12-year Body Protection Warranty.

The internal body sections and panels of the Jetta are covered against rusting through from the inside for 12 years. Naturally, the Jetta must be cared for in compliance with the operating instructions. Please consult your authorised Volkswagen retailer or repairer for full warranty details.

Approved Accessories.

A comprehensive range of accessories from alloy wheels to carpet mats is available to complement the factory-fitted option list. Volkswagen approved accessories purchased from and fitted by your authorised Volkswagen retailer at the point of vehicle sale will also benefit from the three-year vehicle warranty.

Service Intervals.

Volkswagen are pleased to offer you a choice on how your Jetta is serviced. The appropriate selection is entirely dependent on how the car is likely to be driven and its general use. To help you identify which type of service would be most suitable, please refer to the following guide.

The Time and Distance Service is recommended for vehicles that will cover less than 10,000 miles in 12 months and if the vehicle is likely to be used in the following way:

- Predominantly urban driving, short journeys with frequent cold starts.
- Activities regularly producing high engine loading, e.g. frequent hill climbs, driving with vehicle fully loaded and towing.
- Uneconomical driving style using high rpms with heavy acceleration and heavy braking.

The service intervals for the Time and Distance Service are as follows:

- Oil change service
Every 10,000 miles/1 year (whichever is soonest).
- Interval service
Every 20,000 miles/2 years (whichever is soonest).
- Inspection service
Every 40,000 miles/3 years (whichever is soonest).

The LongLife Service is recommended for vehicles with a daily mileage of more than 25 miles where the vehicle is driven regularly mainly on longer distance journeys. The vehicle is driven mainly at a constant speed with minimum vehicle and engine loading, minimal towing and driven in an economical manner.

With the LongLife Service the vehicle can cover anywhere between 10,000[†] and a maximum of 18,000[†] miles or 24 months (whichever is soonest) between oil changes. Inspection service is typically in the third year of ownership and thereafter every second year, for vehicles with an approximate annual mileage of 10,000 miles.

[†] Please note that mileages are approximate as the service indicator system uses kilometres as the distance measurement. Please consult your authorised Volkswagen retailer or repairer for advice and full details.

Extended Warranty.

You may purchase additional protection from your authorised Volkswagen retailer or repairer, or contact 0870 9000 115.

Volkswagen Finance[‡].

Volkswagen Finance specialises in providing funding solutions for Volkswagen drivers. Whether your Volkswagen is for private or business use, you can choose from a range of funding options.

- Solutions – a personal contract plan
- Hire purchase
- Lease purchase
- Finance lease
- Contract hire

With all Volkswagen Finance products you can choose a fixed-cost maintenance plan to help you budget for your servicing and maintenance costs.

No matter what finance product you choose, your local Volkswagen retailer will be able to provide you with a personalised quote that could meet your budget and vehicle needs.

[‡] Volkswagen Finance is a trading name of Volkswagen Financial Services (UK) Limited.

An offer of finance depends on certain conditions.

Available to people over 18 in the UK only.

Volkswagen Insurance[±].

Competitive and comprehensive motor insurance designed especially for Volkswagen drivers. All new and Approved Used Volkswagens come with complimentary seven-day cover upon request – we’ll e-mail a cover note straight to your retailer, enabling them to tax your car easily. This way, you can drive straight out of the showroom. Taking out annual cover is easy and it can start when the seven-day cover expires. For more information contact your local Volkswagen retailer or call 0800 051 3136.

[±] Volkswagen Insurance is underwritten and administered by Zurich Insurance Company. Volkswagen Insurance is a trading name of Volkswagen Insurance Service (Great Britain) Limited which is an appointed representative of Volkswagen Financial Services (UK) Limited. Zurich Insurance Company and Volkswagen Financial Services (UK) Limited are both authorised and regulated by the Financial Services Authority.

Volkswagen Roadside Assistance.

Every new car is registered for Volkswagen Roadside Assistance for one year. This provides vehicle home and roadside recovery in the unlikely event of a breakdown in the UK and Europe (subject to conditions). Volkswagen Roadside Assistance can also be purchased for subsequent years. For full details, please contact your authorised Volkswagen retailer or repairer.

Tax Free Sales.

For full details, please contact your authorised

Volkswagen retailer.

CO₂ Emission.

Increased weight of a vehicle, including higher trim levels and the addition of options will have a detrimental influence on the level of fuel consumption and CO₂ emissions produced.

The CO₂ and fuel consumption figures are obtained from tests on a representative vehicle of the type, conducted and approved in accordance with Council Directive 80/1268/EEC as amended by Directive 1999/100/EC (or later) on the approximation of the laws of the member states relating to the carbon dioxide emissions and the fuel consumption of motor vehicles.

Please Note:

Some illustrations in this brochure do not necessarily reflect UK specifications and may not be available. In particular, controls and some items of equipment are positioned differently for the UK.

The specifications contained in this brochure are for information purposes only and are subject to change. If you require any specific feature, you must consult your authorised Volkswagen retailer who is regularly updated with any change in specification. Please check model availability and full specification details with your authorised Volkswagen retailer prior to ordering.

Note: We would like to advise you that telephone calls to Volkswagen Customer Care may be monitored and recorded as part of our training and quality assurance processes. All our monitoring and recording processes meet Ofcom regulations.